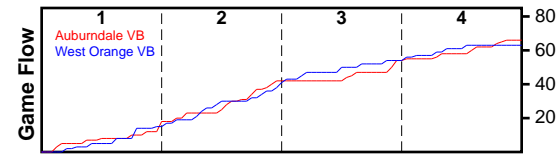


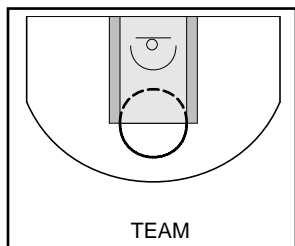
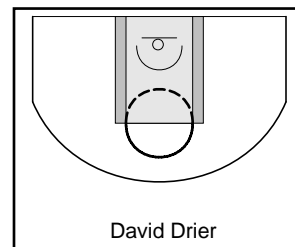
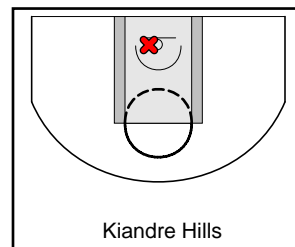
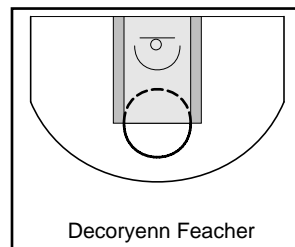
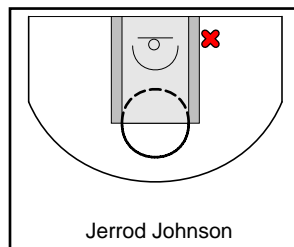
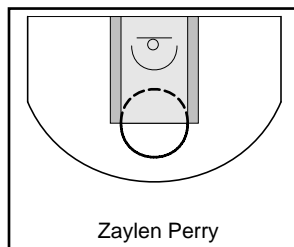
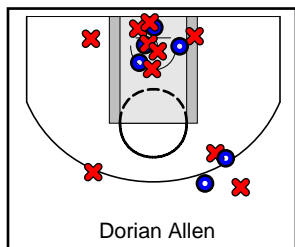
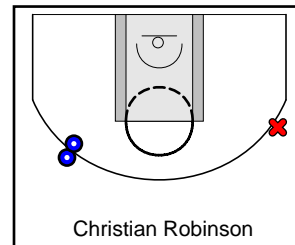
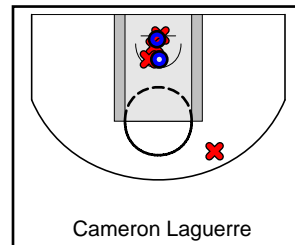
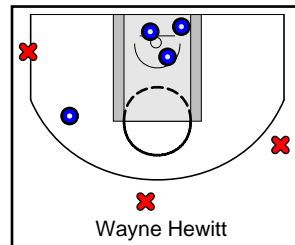
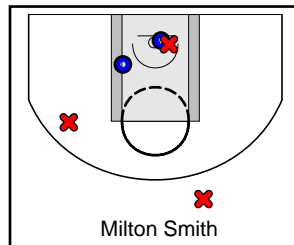
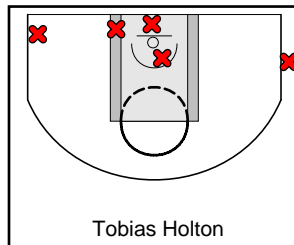
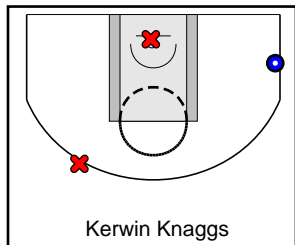
Auburndale VB

| | 1 | 2 | 3 | 4 | T |
|----------------|----|----|----|----|----|
| Auburndale VB | 16 | 26 | 12 | 12 | 66 |
| West Orange VB | 15 | 23 | 16 | 9 | 63 |



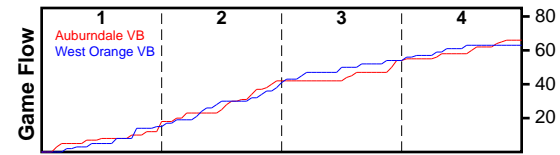
MVFC Game 12: Auburndale vs. West Orange

| # | Name | G | MIN | PTS | FGM | FGA | FG% | 2PM | 2PA | 2P% | 3PM | 3PA | 3P% | FTM | FTA | FT% | OREB | DREB | REB | AST | STL | DFL | BLK | TO | PF | PM | CHG | A/T | GmSc |
|----|--------------------|----------|-----------|-----------|-----------|-----------|--------------|-----------|-----------|--------------|----------|-----------|--------------|-----------|-----------|--------------|-----------|-----------|-----------|----------|-----------|----------|----------|-----------|-----------|----------|----------|------------|-------------|
| 0 | Kerwin Knaggs | 1 | 3 | 3 | 1 | 3 | 0.333 | - | 1 | 0.000 | 1 | 2 | 0.500 | - | - | - | - | 1 | 1 | - | - | - | - | - | - | 2 | - | - | 1.6 |
| 1 | Tobias Holton | 1 | 21 | 2 | 0 | 5 | 0.000 | - | 3 | 0.000 | - | 2 | 0.000 | 2 | 2 | 1.000 | 2 | 1 | 3 | 2 | - | - | 1 | 3 | 1 | 2 | - | 0.7 | -1.1 |
| 2 | Milton Smith | 1 | 21 | 6 | 2 | 5 | 0.400 | 2 | 3 | 0.667 | - | 2 | 0.000 | 2 | 2 | 1.000 | - | 4 | 4 | - | 3 | - | - | 4 | 4 | -6 | 1 | 0.0 | 1.9 |
| 4 | Wayne Hewitt | 1 | 12 | 9 | 4 | 7 | 0.571 | 3 | 3 | 1.000 | 1 | 4 | 0.250 | - | - | - | - | 2 | 2 | 1 | - | - | - | 1 | 2 | 7 | - | 1.0 | 5.2 |
| 5 | Cameron Laguerre | 1 | 23 | 10 | 3 | 10 | 0.300 | 3 | 9 | 0.333 | - | 1 | 0.000 | 4 | 8 | 0.500 | 6 | 4 | 10 | 2 | 2 | - | - | 4 | 3 | 11 | - | 0.5 | 6.2 |
| 10 | Christian Robinson | 1 | 17 | 6 | 2 | 3 | 0.667 | - | - | - | 2 | 3 | 0.667 | - | - | - | - | 2 | 2 | - | - | - | 1 | - | 2 | -5 | - | - | 5.2 |
| 12 | Dorian Allen | 1 | 31 | 17 | 6 | 16 | 0.375 | 5 | 12 | 0.417 | 1 | 4 | 0.250 | 4 | 10 | 0.400 | 2 | 3 | 5 | 1 | 5 | 1 | - | 1 | - | -2 | 1 | 1.0 | 12.8 |
| 13 | Zaylen Perry | 1 | 21 | 10 | 3 | 4 | 0.750 | 2 | 3 | 0.667 | 1 | 1 | 1.000 | 3 | 4 | 0.750 | 2 | 1 | 3 | - | 1 | 1 | 1 | 2 | 3 | -3 | - | 0.0 | 8.2 |
| 15 | Jerrod Johnson | 1 | 2 | 0 | 0 | 1 | 0.000 | - | 1 | 0.000 | - | - | - | - | - | - | - | - | 0 | - | - | - | - | - | - | -5 | - | - | -0.7 |
| 20 | Decoryenn Feacher | - | - | 0 | 0 | 0 | - | - | - | - | - | - | - | - | - | - | - | - | 0 | - | - | - | - | - | - | - | - | - | - |
| 21 | Kiandre Hills | 1 | 3 | 0 | 0 | 1 | 0.000 | - | 1 | 0.000 | - | - | - | - | - | - | - | 1 | 1 | - | - | 1 | - | - | - | -2 | - | - | -0.4 |
| 34 | David Drier | 1 | 11 | 3 | 0 | 1 | 0.000 | - | 1 | 0.000 | - | - | - | 3 | 4 | 0.750 | - | 1 | 1 | - | - | - | - | 1 | 3 | 6 | - | 0.0 | -0.0 |
| | TEAM | 1 | - | 0 | 0 | 0 | - | - | - | - | - | - | - | - | - | - | 3 | 3 | 6 | - | - | - | - | - | - | - | - | - | 3.0 |
| | TOTALS | 1 | 32 | 66 | 21 | 56 | 0.375 | 15 | 37 | 0.405 | 6 | 19 | 0.316 | 18 | 30 | 0.600 | 15 | 23 | 38 | 6 | 11 | 3 | 3 | 16 | 18 | 3 | 2 | 0.4 | 41.9 |



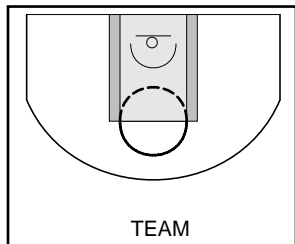
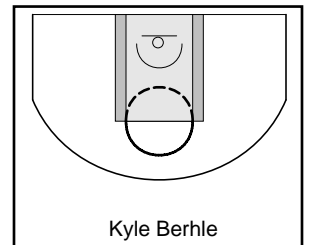
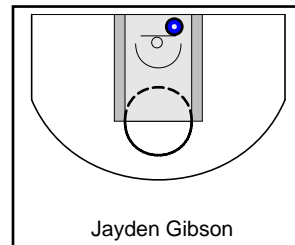
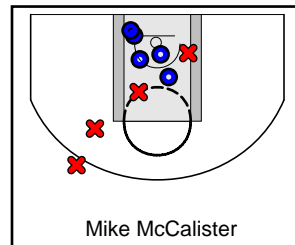
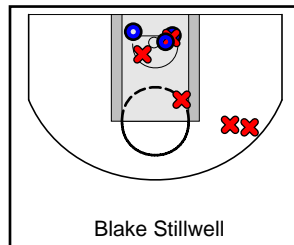
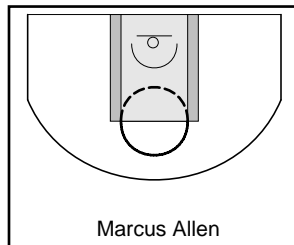
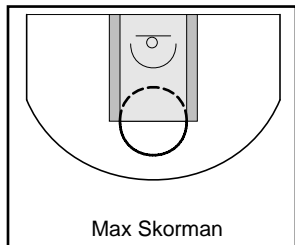
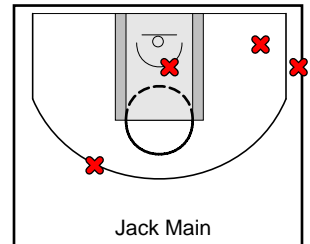
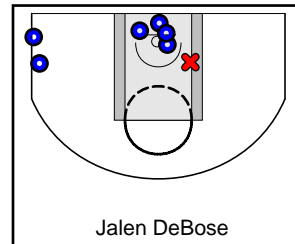
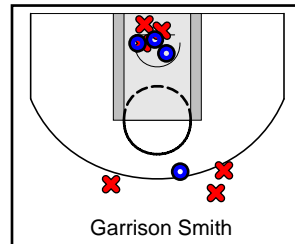
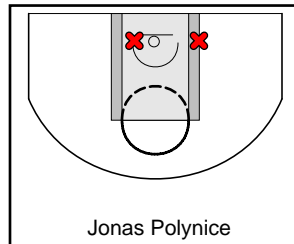
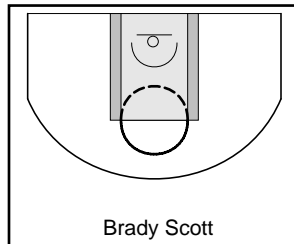
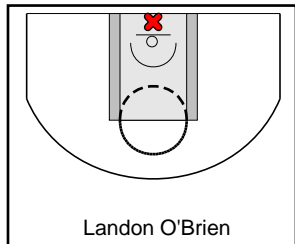
West Orange VB

| | 1 | 2 | 3 | 4 | T |
|----------------|----|----|----|----|----|
| Auburndale VB | 16 | 26 | 12 | 12 | 66 |
| West Orange VB | 15 | 23 | 16 | 9 | 63 |



MVFC Game 12: Auburndale vs. West Orange

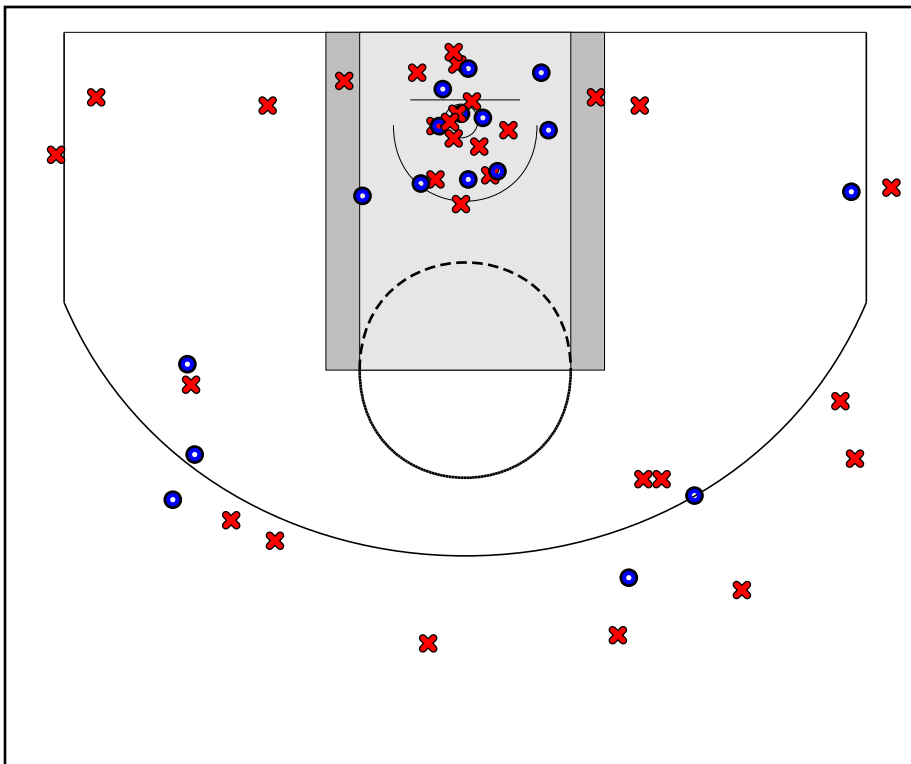
| # | Name | G | MIN | PTS | FGM | FGA | FG% | 2PM | 2PA | 2P% | 3PM | 3PA | 3P% | FTM | FTA | FT% | OREB | DREB | REB | AST | STL | DFL | BLK | TO | PF | PM | CHG | A/T | GmSc |
|----|-----------------|----------|-----------|-----------|-----------|-----------|--------------|-----------|-----------|--------------|----------|-----------|--------------|-----------|-----------|--------------|----------|-----------|-----------|----------|-----------|----------|----------|-----------|-----------|-----------|----------|------------|-------------|
| 1 | Landon O'Brien | 1 | 10 | 1 | 0 | 1 | 0.000 | - | 1 | 0.000 | - | - | - | 1 | 2 | 0.500 | - | 1 | 1 | - | - | - | - | 2 | 1 | -2 | - | 0.0 | -2.2 |
| 2 | Brady Scott | 1 | 1 | 0 | 0 | 0 | - | - | - | - | - | - | - | - | - | - | - | - | 0 | 1 | - | - | - | - | 1 | 1 | - | - | 0.3 |
| 3 | Jonas Polynice | 1 | 16 | 4 | 0 | 3 | 0.000 | - | 3 | 0.000 | - | - | - | 4 | 4 | 1.000 | - | 1 | 1 | 2 | 1 | 1 | - | 1 | -6 | - | - | 4.9 | |
| 5 | Garrison Smith | 1 | 31 | 11 | 4 | 11 | 0.364 | 3 | 7 | 0.429 | 1 | 4 | 0.250 | 2 | 3 | 0.667 | 1 | 4 | 5 | - | 3 | 1 | - | 4 | 3 | -2 | - | 0.0 | 4.2 |
| 10 | Jalen DeBose | 1 | 16 | 17 | 6 | 8 | 0.750 | 4 | 6 | 0.667 | 2 | 2 | 1.000 | 3 | 4 | 0.750 | - | 2 | 2 | - | 2 | - | - | 2 | 5 | 7 | - | 0.0 | 12.0 |
| 11 | Jack Main | 1 | 24 | 5 | 2 | 6 | 0.333 | 2 | 3 | 0.667 | - | 3 | 0.000 | 1 | 1 | 1.000 | 2 | 2 | 4 | - | 4 | - | - | 2 | 3 | 1 | 1 | 0.0 | 4.4 |
| 12 | Max Skorman | - | - | 0 | 0 | 0 | - | - | - | - | - | - | - | - | - | - | - | - | 0 | - | - | - | - | - | - | - | - | - | - |
| 13 | Marcus Allen | - | - | 0 | 0 | 0 | - | - | - | - | - | - | - | - | - | - | - | - | 0 | - | - | - | - | - | - | - | - | - | - |
| 14 | Blake Stillwell | 1 | 29 | 9 | 4 | 9 | 0.444 | 4 | 7 | 0.571 | - | 2 | 0.000 | 1 | 2 | 0.500 | 1 | 3 | 4 | 2 | - | - | - | 2 | 2 | 2 | - | 1.0 | 4.1 |
| 15 | Mike McCalister | 1 | 28 | 14 | 6 | 10 | 0.600 | 6 | 9 | 0.667 | - | 1 | 0.000 | 2 | 7 | 0.286 | 2 | 10 | 12 | - | 1 | 1 | 2 | 5 | 5 | 1 | - | 0.0 | 7.2 |
| 22 | Jayden Gibson | 1 | 8 | 2 | 1 | 2 | 0.500 | 1 | 2 | 0.500 | - | - | - | - | - | - | 2 | 2 | 4 | - | - | - | - | 2 | 3 | -6 | - | 0.0 | -0.2 |
| 23 | Kyle Berhle | 1 | 1 | 0 | 0 | 0 | - | - | - | - | - | - | - | - | - | - | - | - | 0 | - | - | - | - | - | -1 | - | - | - | 0.0 |
| | TEAM | 1 | - | 0 | 0 | 0 | - | - | - | - | - | - | - | - | - | - | 1 | 2 | 3 | - | - | - | - | - | - | - | - | - | 1.3 |
| | TOTALS | 1 | 32 | 63 | 23 | 50 | 0.460 | 20 | 38 | 0.526 | 3 | 12 | 0.250 | 14 | 23 | 0.609 | 9 | 27 | 36 | 5 | 11 | 3 | 3 | 19 | 24 | -3 | 1 | 0.3 | 36.0 |



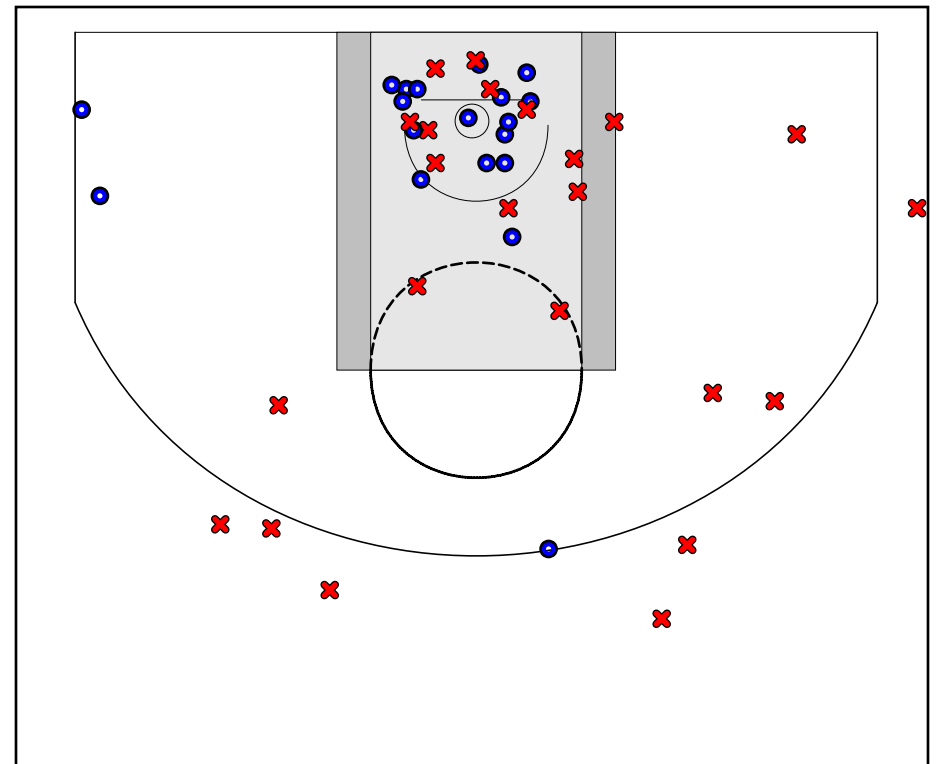
Game Summary Comparison

| Statistic | Auburndale VB | West Orange VB |
|--------------------|---------------|----------------|
| Points | 66 | 63 |
| <i>Field Goals</i> | 21 / 56 | 23 / 50 |
| <i>2 Point</i> | 15 / 37 | 20 / 38 |
| <i>3 Point</i> | 6 / 19 | 3 / 12 |
| <i>Free Throws</i> | 18 / 30 | 14 / 23 |
| Assists | 6 | 5 |
| Rebounds | 38 | 36 |
| <i>Offensive</i> | 15 | 9 |
| <i>Defensive</i> | 23 | 27 |
| Blocks | 3 | 3 |
| Steals | 11 | 11 |
| Deflections | 3 | 3 |
| Turnovers | 16 | 19 |
| Charges Taken | 2 | 1 |
| Personal Fouls | 18 | 24 |
| Technical Fouls | - | - |

Auburndale VB



West Orange VB



Auburndale VB Turnovers

| Period | Clock | Player | Turnover Type |
|------------|-------|---------------------|---------------|
| 1st Period | 3:36 | #12 Dorian Allen | Steal |
| 1st Period | 3:23 | #5 Cameron Laguerre | Out of Bounds |
| 1st Period | 1:27 | #5 Cameron Laguerre | Steal |
| 2nd Period | 7:08 | #1 Tobias Holton | Steal |
| 2nd Period | 5:37 | #13 Zaylen Perry | Steal |
| 2nd Period | 5:23 | #1 Tobias Holton | Steal |
| 2nd Period | 5:07 | #2 Milton Smith | Steal |
| 3rd Period | 7:53 | #2 Milton Smith | Out of Bounds |
| 3rd Period | 6:16 | #2 Milton Smith | Steal |
| 3rd Period | 3:52 | #1 Tobias Holton | Steal |
| 3rd Period | 1:35 | #5 Cameron Laguerre | Traveling |
| 3rd Period | 0:46 | #2 Milton Smith | Steal |
| 4th Period | 6:00 | #4 Wayne Hewitt | Steal |
| 4th Period | 1:48 | #5 Cameron Laguerre | Steal |

Auburndale VB Fouls

| Period | Clock | Player | Foul |
|------------|-------|------------------------|---------------------|
| 1st Period | 5:38 | #10 Christian Robinson | Blocking (Def) |
| 1st Period | 1:22 | #5 Cameron Laguerre | Blocking (Def) |
| 1st Period | 0:11 | #34 David Drier | Reaching in (Def) |
| 1st Period | 0:04 | #5 Cameron Laguerre | Reaching in (Def) |
| 2nd Period | 5:01 | #13 Zaylen Perry | Reaching in (Def) |
| 2nd Period | 4:45 | #10 Christian Robinson | Blocking (Def) |
| 2nd Period | 4:07 | #5 Cameron Laguerre | Hand checking (Def) |
| 2nd Period | 3:41 | #13 Zaylen Perry | Pushing (Def) |
| 2nd Period | 0:47 | #2 Milton Smith | Reaching in (Def) |
| 3rd Period | 4:00 | #1 Tobias Holton | Pushing (Def) |
| 3rd Period | 0:59 | #34 David Drier | Screening (Off) |
| 3rd Period | 0:00 | #4 Wayne Hewitt | Pushing (Def) |
| 3rd Period | 0:45 | #2 Milton Smith | Pushing (Def) |
| 3rd Period | 0:29 | #34 David Drier | Pushing (Def) |
| 4th Period | 7:34 | #2 Milton Smith | Blocking (Def) |
| 4th Period | 6:44 | #4 Wayne Hewitt | Reaching in (Def) |
| 4th Period | 5:38 | #2 Milton Smith | Hand checking (Def) |
| 4th Period | 4:39 | #13 Zaylen Perry | Charging (Off) |

West Orange VB Turnovers

| Period | Clock | Player | Turnover Type |
|------------|-------|---------------------|---------------|
| 1st Period | 6:57 | #5 Garrison Smith | Out of Bounds |
| 1st Period | 6:37 | #5 Garrison Smith | Steal |
| 1st Period | 3:42 | #15 Mike McCalister | Steal |
| 2nd Period | 7:48 | #15 Mike McCalister | Steal |
| 2nd Period | 6:43 | #14 Blake Stillwell | Steal |
| 2nd Period | 5:47 | #10 Jalen DeBose | Steal |
| 2nd Period | 3:32 | #5 Garrison Smith | Steal |
| 2nd Period | 3:21 | #14 Blake Stillwell | Steal |
| 2nd Period | 2:17 | #11 Jack Main | Out of Bounds |
| 3rd Period | 7:56 | #15 Mike McCalister | Steal |
| 3rd Period | 3:19 | #1 Landon O'Brien | Steal |
| 3rd Period | 0:12 | #5 Garrison Smith | Out of Bounds |
| 4th Period | 7:15 | #1 Landon O'Brien | Out of Bounds |
| 4th Period | 6:26 | #15 Mike McCalister | Steal |
| 4th Period | 4:01 | #22 Jayden Gibson | Traveling |
| 4th Period | 3:12 | #22 Jayden Gibson | Traveling |
| 4th Period | 2:44 | #11 Jack Main | Steal |

West Orange VB Fouls

| Period | Clock | Player | Foul |
|------------|-------|---------------------|-------------------|
| 1st Period | 7:38 | #1 Landon O'Brien | Pushing (Def) |
| 1st Period | 4:55 | #14 Blake Stillwell | Blocking (Def) |
| 1st Period | 4:45 | #15 Mike McCalister | Reaching in (Def) |
| 1st Period | 3:46 | #11 Jack Main | Blocking (Def) |
| 1st Period | 1:12 | #10 Jalen DeBose | Blocking (Def) |
| 1st Period | 1:09 | #10 Jalen DeBose | Pushing (Def) |
| 1st Period | 0:05 | #5 Garrison Smith | Holding (Def) |
| 2nd Period | 6:55 | #14 Blake Stillwell | Reaching in (Def) |
| 2nd Period | 4:55 | #22 Jayden Gibson | Reaching in (Def) |
| 2nd Period | 2:59 | #3 Jonas Polynice | Reaching in (Def) |
| 2nd Period | 2:24 | #15 Mike McCalister | Blocking (Def) |
| 2nd Period | 0:45 | #2 Brady Scott | Holding (Def) |
| 3rd Period | 4:20 | #10 Jalen DeBose | Charging (Off) |
| 3rd Period | 3:09 | #5 Garrison Smith | Reaching in (Def) |
| 4th Period | 7:27 | #10 Jalen DeBose | Holding (Def) |
| 4th Period | 6:43 | #15 Mike McCalister | Pushing (Def) |
| 4th Period | 5:37 | #5 Garrison Smith | Pushing (Def) |
| 4th Period | 5:24 | #15 Mike McCalister | Pushing (Def) |
| 4th Period | 5:14 | #22 Jayden Gibson | Blocking (Def) |
| 4th Period | 3:01 | #22 Jayden Gibson | Blocking (Def) |
| 4th Period | 2:43 | #11 Jack Main | Pushing (Def) |
| 4th Period | 1:39 | #15 Mike McCalister | Charging (Off) |
| 4th Period | 1:02 | #10 Jalen DeBose | Holding (Def) |
| 4th Period | 0:45 | #11 Jack Main | Pushing (Def) |