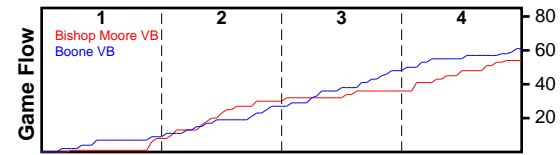


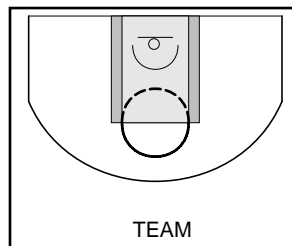
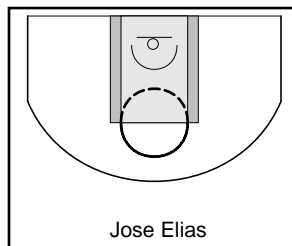
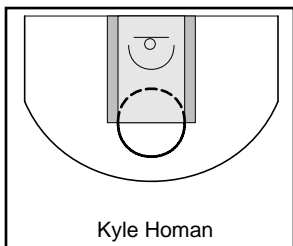
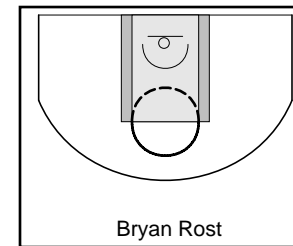
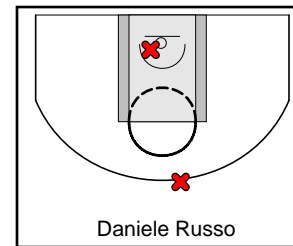
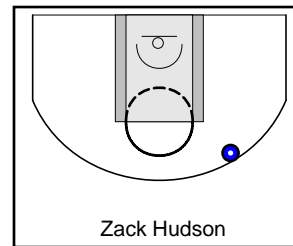
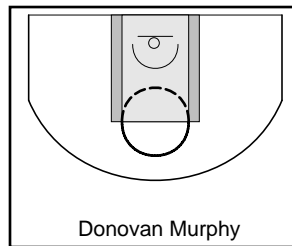
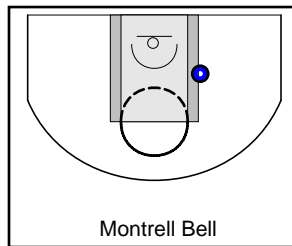
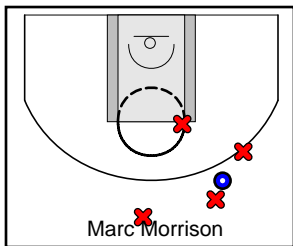
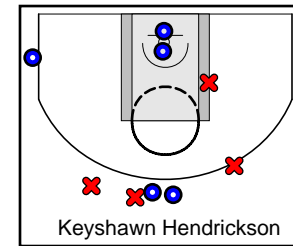
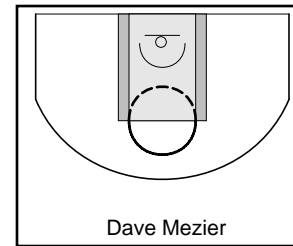
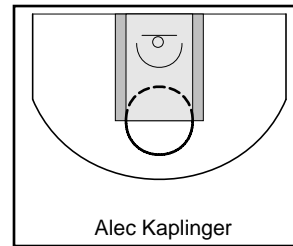
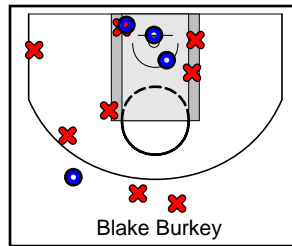
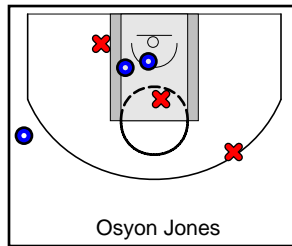
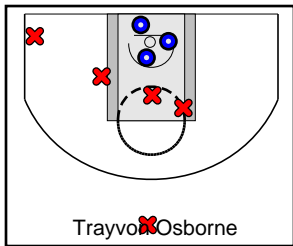
Bishop Moore VB

	1	2	3	4	T
Bishop Moore VB	4	26	6	18	54
Boone VB	9	18	21	13	61



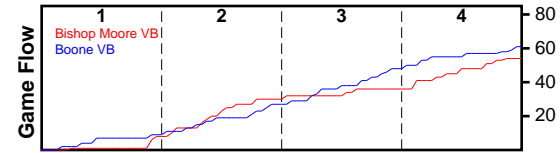
MVFC Game 15: Bishop Moore vs. Boone

#	Name	G	MIN	PTS	FGM	FGA	FG%	2PM	2PA	2P%	3PM	3PA	3P%	FTM	FTA	FT%	OREB	DREB	REB	AST	STL	DFL	BLK	TO	PF	PM	CHG	A/T	GmSc
0	Trayvon Osborne	1	26	9	4	9	0.444	4	7	0.571	-	2	0.000	1	2	0.500	2	7	9	3	3	1	2	1	2	-	-	3.0	12.1
1	Osyon Jones	1	24	8	3	6	0.500	2	4	0.500	1	2	0.500	1	1	1.000	-	3	3	1	1	-	-	2	3	-4	-	0.5	4.4
2	Blake Burkey	1	23	14	4	13	0.308	3	8	0.375	1	5	0.200	5	6	0.833	-	-	0	5	-	-	-	2	4	-8	-	2.5	6.0
3	Alec Kaplinger	-	-	0	0	0	-	-	-	-	-	-	-	-	-	-	-	-	0	-	-	-	-	-	-	-	-	-	-
4	Dave Mezier	-	-	0	0	0	-	-	-	-	-	-	-	-	-	-	-	-	0	-	-	-	-	-	-	-	-	-	-
10	Keyshawn Hendrickson	1	30	15	5	9	0.556	2	3	0.667	3	6	0.500	2	2	1.000	1	1	2	1	1	-	-	1	3	-4	-	1.0	11.2
11	Marc Morrison	1	24	3	1	6	0.167	-	1	0.000	1	5	0.200	-	-	-	-	-	0	-	-	-	1	1	1	-9	-	0.0	-1.5
12	Montrell Bell	1	12	2	1	1	1.000	1	1	1.000	-	-	-	-	-	-	-	1	1	-	-	-	-	1	-	2	-	0.0	1.0
22	Donovan Murphy	1	3	0	0	1	0.000	-	1	0.000	-	-	-	-	-	-	-	1	1	-	-	-	-	-	-	3	-	-	-0.4
24	Zack Hudson	1	6	3	1	1	1.000	-	-	-	1	1	1.000	-	-	-	-	-	0	-	-	-	-	-	-	4	-	-	2.7
32	Daniele Russo	1	15	0	0	2	0.000	-	1	0.000	-	1	0.000	-	-	-	1	2	3	-	-	1	-	2	2	-9	1	0.0	-2.9
33	Bryan Rost	-	-	0	0	0	-	-	-	-	-	-	-	-	-	-	-	-	0	-	-	-	-	-	-	-	-	-	-
35	Kyle Homan	-	-	0	0	0	-	-	-	-	-	-	-	-	-	-	-	-	0	-	-	-	-	-	-	-	-	-	-
45	Jose Elias	-	-	0	0	0	-	-	-	-	-	-	-	-	-	-	-	-	0	-	-	-	-	-	-	-	-	-	-
	TEAM	1	-	0	0	0	-	-	-	-	-	-	-	-	-	-	6	2	8	-	-	-	-	1	-	-	-	0.0	3.8
	TOTALS	1	32	54	19	48	0.396	12	26	0.462	7	22	0.318	9	11	0.818	10	17	27	10	5	2	3	11	15	-7	1	0.9	36.4



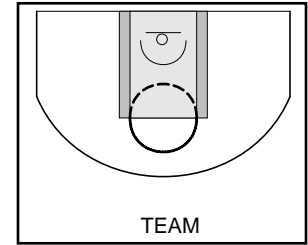
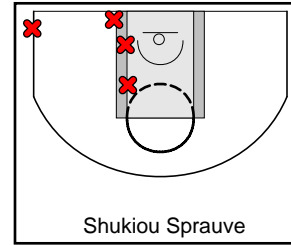
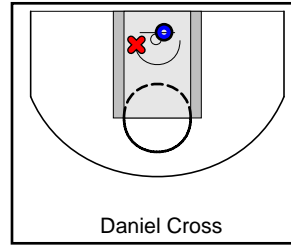
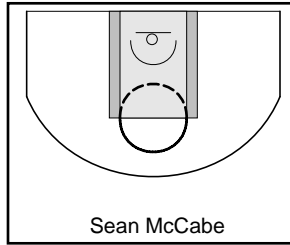
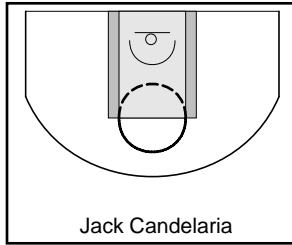
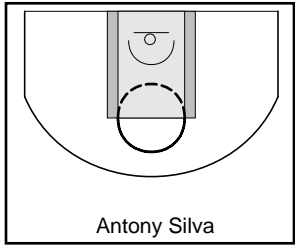
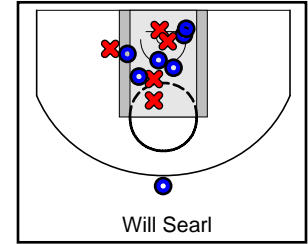
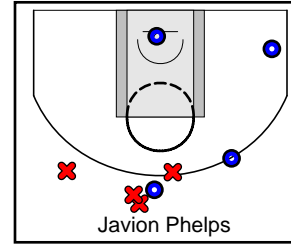
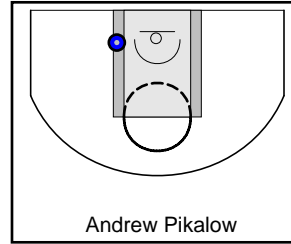
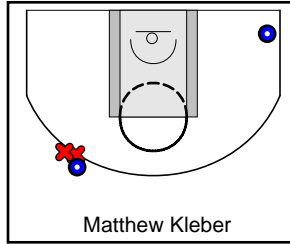
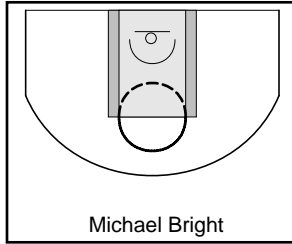
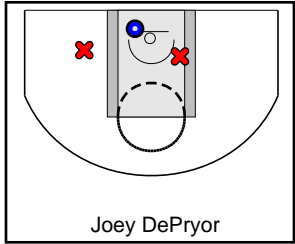
Boone VB

	1	2	3	4	T
Bishop Moore VB	4	26	6	18	54
Boone VB	9	18	21	13	61



MVFC Game 15: Bishop Moore vs. Boone

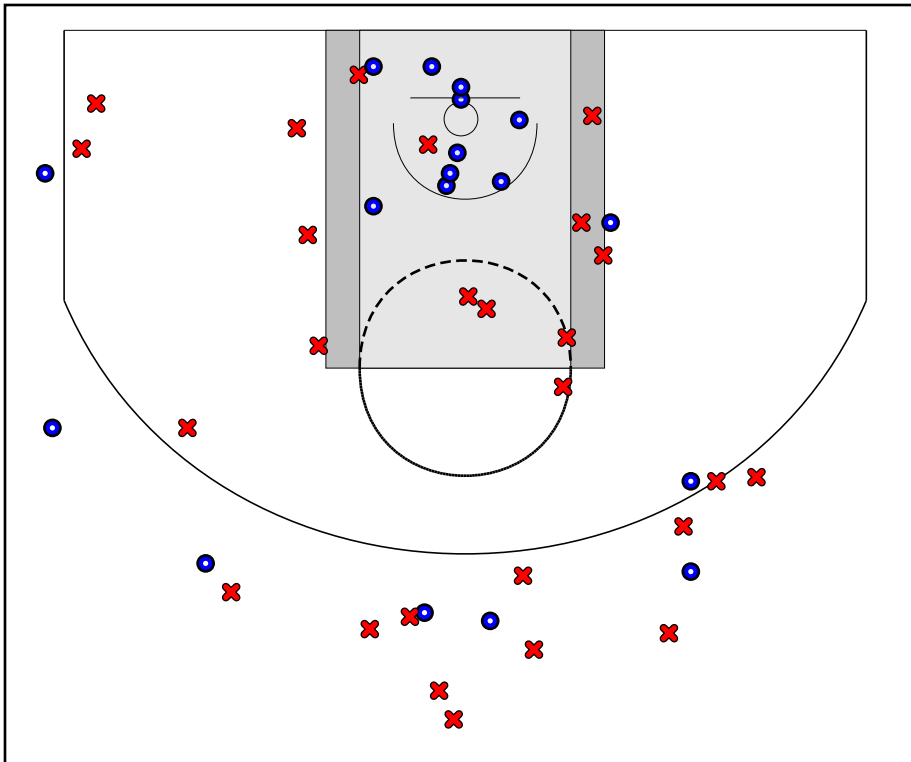
#	Name	G	MIN	PTS	FGM	FGA	FG%	2PM	2PA	2P%	3PM	3PA	3P%	FTM	FTA	FT%	OREB	DREB	REB	AST	STL	DFL	BLK	TO	PF	PM	CHG	A/T	GmSc
1	Joey DePryor	1	20	4	2	4	0.500	2	4	0.500	-	-	-	-	-	-	1	-	1	2	-	-	-	1	3	2	-	2.0	1.9
2	Michael Bright	1	9	2	1	1	1.000	1	1	1.000	-	-	-	-	-	-	-	-	0	-	-	-	-	1	2	-14	-	0.0	-0.1
3	Matthew Kleber	1	24	9	3	5	0.600	1	1	1.000	2	4	0.500	1	2	0.500	1	6	7	2	1	1	-	2	2	5	-	1.0	8.4
4	Andrew Pikalow	1	5	2	1	1	1.000	1	1	1.000	-	-	-	-	-	-	-	-	0	-	-	-	-	-	-	-9	-	-	1.7
5	Javion Phelps	1	32	21	4	9	0.444	1	2	0.500	3	7	0.429	10	12	0.833	2	2	4	3	-	-	-	3	-	5	-	1.0	16.6
10	Will Searl	1	28	17	7	15	0.467	7	15	0.467	-	-	-	3	4	0.750	1	5	6	-	2	1	2	-	2	7	-	-	13.7
11	Antony Silva	1	2	0	0	0	-	-	-	-	-	-	-	-	-	-	-	-	0	-	-	-	-	2	-	-2	-	0.0	-2.0
14	Jack Candelaria	1	5	2	1	1	1.000	1	1	1.000	-	-	-	-	-	-	1	1	2	-	-	-	-	-	-	6	-	-	2.7
15	Sean McCabe	1	3	0	0	0	-	-	-	-	-	-	-	-	-	-	-	-	0	-	-	-	-	-	-	3	-	-	0.0
22	Daniel Cross	1	8	4	2	4	0.500	2	4	0.500	-	-	-	-	-	-	2	-	2	-	1	-	-	-	1	12	-	-	4.0
24	Shukiou Sprauve	1	28	0	0	4	0.000	-	3	0.000	-	1	0.000	-	-	-	-	3	3	1	1	2	-	1	2	7	-	1.0	-2.0
	TEAM	1	-	0	0	0	-	-	-	-	-	-	-	-	-	-	-	2	2	-	-	-	-	-	-	-	-	-	0.6
	TOTALS	1	32	61	21	44	0.477	16	32	0.500	5	12	0.417	14	18	0.778	8	19	27	8	5	4	2	10	12	7	-	0.8	45.5



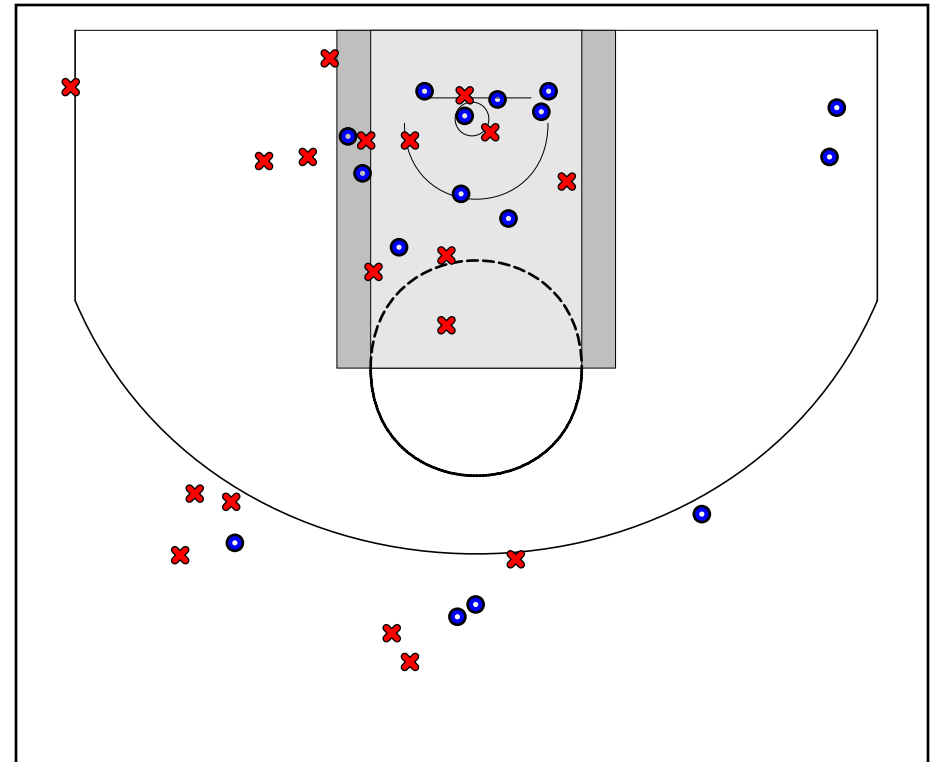
Game Summary Comparison

Statistic	Bishop Moore VB	Boone VB
Points	54	61
<i>Field Goals</i>	19 / 48	21 / 44
<i>2 Point</i>	12 / 26	16 / 32
<i>3 Point</i>	7 / 22	5 / 12
<i>Free Throws</i>	9 / 11	14 / 18
Assists	10	8
Rebounds	27	27
<i>Offensive</i>	10	8
<i>Defensive</i>	17	19
Blocks	3	2
Steals	5	5
Deflections	2	4
Turnovers	11	10
Charges Taken	1	-
Personal Fouls	15	12
Technical Fouls	-	-

Bishop Moore VB



Boone VB



Bishop Moore VB Turnovers

Period	Clock	Player	Turnover Type
1st Period	5:24	#1 Osyon Jones	Steal
1st Period	4:50	#32 Daniele Russo	Out of Bounds
1st Period	4:04	#2 Blake Burkey	Steal
1st Period	3:33	#2 Blake Burkey	Traveling
1st Period	1:49	#11 Marc Morrison	Out of Bounds
1st Period	0:49	#1 Osyon Jones	Steal
2nd Period	7:57	#10 Keyshawn Hendrickson	Steal
3rd Period	1:51	#32 Daniele Russo	Clock Violation
3rd Period	1:30	#12 Montrell Bell	Steal
4th Period	0:18	#0 Trayvon Osborne	Out of Bounds

Bishop Moore VB Fouls

Period	Clock	Player	Foul
1st Period	1:48	#10 Keyshawn Hendrickson	Reaching in (Def)
2nd Period	7:38	#1 Osyon Jones	Holding (Def)
2nd Period	5:41	#1 Osyon Jones	Holding (Def)
2nd Period	4:34	#2 Blake Burkey	Holding (Def)
2nd Period	2:19	#32 Daniele Russo	Pushing (Def)
2nd Period	1:33	#0 Trayvon Osborne	Holding (Def)
3rd Period	5:24	#1 Osyon Jones	Holding (Def)
3rd Period	3:52	#2 Blake Burkey	Blocking (Def)
3rd Period	1:11	#32 Daniele Russo	Holding (Def)
3rd Period	0:48	#0 Trayvon Osborne	Holding (Def)
4th Period	7:26	#2 Blake Burkey	Holding (Def)
4th Period	6:35	#10 Keyshawn Hendrickson	Holding (Def)
4th Period	1:02	#2 Blake Burkey	Pushing (Def)
4th Period	0:39	#11 Marc Morrison	Reaching in (Def)
4th Period	0:17	#10 Keyshawn Hendrickson	Holding (Def)

Boone VB Turnovers

Period	Clock	Player	Turnover Type
1st Period	1:33	#11 Antony Silva	Clock Violation
1st Period	0:57	#11 Antony Silva	Out of Bounds
2nd Period	4:33	#2 Michael Bright	Steal
2nd Period	3:47	#1 Joey DePryor	Steal
2nd Period	2:35	#5 Javion Phelps	Steal
3rd Period	7:54	#5 Javion Phelps	Out of Bounds
4th Period	6:49	#3 Matthew Kleber	Steal
4th Period	4:55	#24 Shukiou Sprauve	Steal
4th Period	4:15	#5 Javion Phelps	Traveling

Boone VB Fouls

Period	Clock	Player	Foul
1st Period	7:47	#3 Matthew Kleber	Charging (Off)
1st Period	5:56	#1 Joey DePryor	Holding (Def)
1st Period	1:58	#1 Joey DePryor	Holding (Def)
1st Period	0:50	#2 Michael Bright	Holding (Def)
1st Period	0:28	#2 Michael Bright	Blocking (Def)
2nd Period	2:52	#10 Will Searl	Blocking (Def)
3rd Period	6:36	#24 Shukiou Sprauve	Holding (Def)
3rd Period	6:13	#3 Matthew Kleber	Holding (Def)
3rd Period	3:25	#10 Will Searl	Holding (Def)
3rd Period	1:12	#24 Shukiou Sprauve	Holding (Def)
4th Period	5:30	#22 Daniel Cross	Pushing (Def)
4th Period	0:56	#1 Joey DePryor	Blocking (Def)