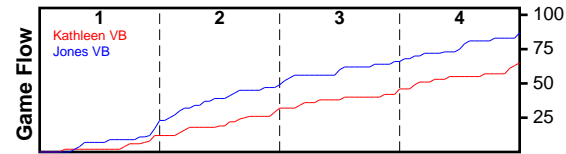


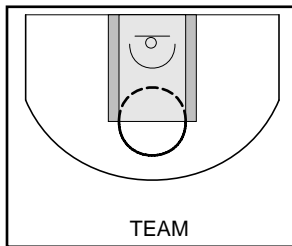
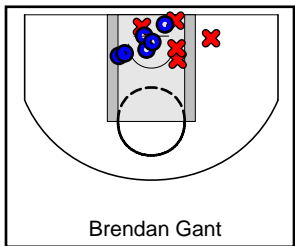
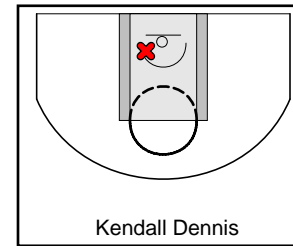
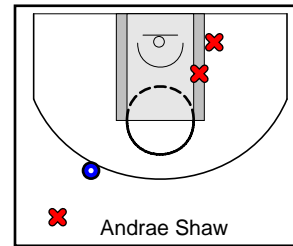

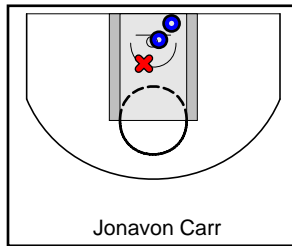
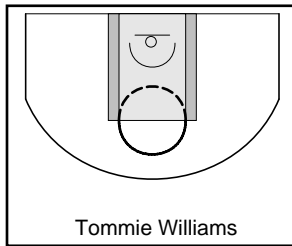
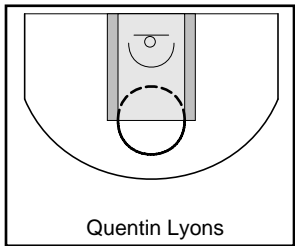
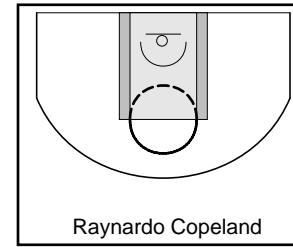
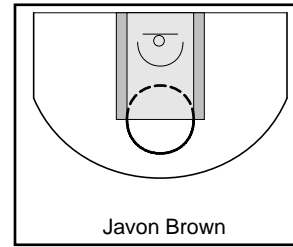
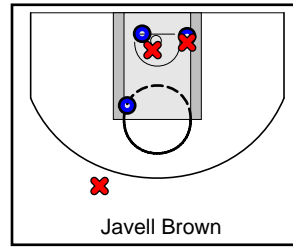
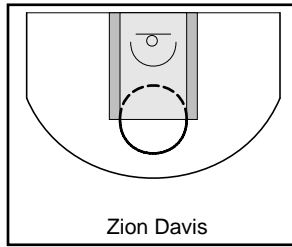

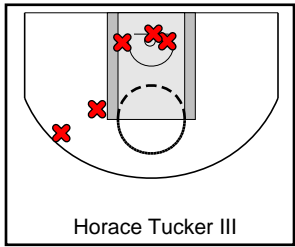
# Kathleen VB

MVFC Game 7: Kathleen (4-10) vs. Jones (12-6)

	1	2	3	4	T
Kathleen VB	12	17	15	21	65
Jones VB	20	29	17	21	87



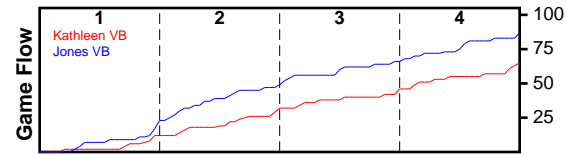
#	Name	G	MIN	PTS	FGM	FGA	FG%	2PM	2PA	2P%	3PM	3PA	3P%	FTM	FTA	FT%	OREB	DREB	REB	AST	STL	DFL	BLK	TO	PF	PM	CHG	A/T	GmSc
1	Horace Tucker III	1	24	0	0	7	0.000	-	6	0.000	-	1	0.000	-	-	-	2	4	6	1	-	1	1	3	2	-10	-	0.3	-4.7
2	Marcellus Thomas	1	22	10	4	6	0.667	3	4	0.750	1	2	0.500	1	2	0.500	2	1	3	-	4	1	-	8	-	-21	-	0.0	4.7
3	Zion Davis	1	9	0	0	1	0.000	-	1	0.000	-	-	-	-	-	-	1	2	3	-	-	-	-	1	2	-13	-	0.0	-1.2
4	Javell Brown	1	16	9	3	6	0.500	3	5	0.600	-	1	0.000	3	4	0.750	-	2	2	1	1	-	-	3	-	-3	-	0.3	4.9
5	Javon Brown	1	8	0	0	0	-	-	-	-	-	-	-	-	-	-	1	2	3	1	-	-	-	3	-	-4	-	0.3	-1.0
10	Raynardo Copeland	-	-	0	0	0	-	-	-	-	-	-	-	-	-	-	-	-	0	-	-	-	-	-	-	-	-	-	-
11	Quentin Lyons	1	3	0	0	0	-	-	-	-	-	-	-	-	-	-	-	1	1	-	-	-	-	1	-	3	-	0.0	-0.7
12	Tommie Williams	-	-	0	0	0	-	-	-	-	-	-	-	-	-	-	-	-	0	-	-	-	-	-	-	-	-	-	-
20	Jonavon Carr	1	22	4	2	4	0.500	2	4	0.500	-	-	-	-	1	0.000	1	1	2	-	1	1	-	4	2	-21	-	0.0	-1.2
21	Javont Williams	1	22	23	8	13	0.615	8	12	0.667	-	1	0.000	7	9	0.778	4	2	6	1	1	1	-	2	2	-14	-	0.5	18.6
22	Andrae Shaw	1	9	5	1	5	0.200	-	3	0.000	1	2	0.500	2	2	1.000	1	1	2	-	-	-	-	1	1	-2	-	0.0	1.5
23	Kendall Dennis	1	9	1	0	2	0.000	-	2	0.000	-	-	-	1	2	0.500	1	2	3	-	-	-	-	1	3	-4	-	0.0	-1.7
33	Brendan Gant	1	23	13	6	11	0.545	6	11	0.545	-	-	-	1	1	1.000	1	5	6	1	-	-	-	3	2	-21	-	0.3	6.8
	TEAM	1	-	0	0	0	-	-	-	-	-	-	-	-	-	-	1	4	5	-	-	-	-	-	-	-	-	-	1.9
	<b>TOTALS</b>	<b>1</b>	<b>32</b>	<b>65</b>	<b>24</b>	<b>55</b>	<b>0.436</b>	<b>22</b>	<b>48</b>	<b>0.458</b>	<b>2</b>	<b>7</b>	<b>0.286</b>	<b>15</b>	<b>21</b>	<b>0.714</b>	<b>15</b>	<b>27</b>	<b>42</b>	<b>5</b>	<b>7</b>	<b>4</b>	<b>1</b>	<b>30</b>	<b>14</b>	<b>-22</b>	<b>-</b>	<b>0.2</b>	<b>27.9</b>



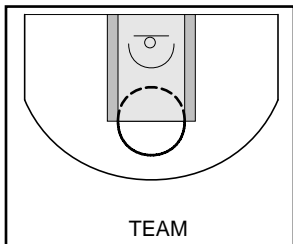
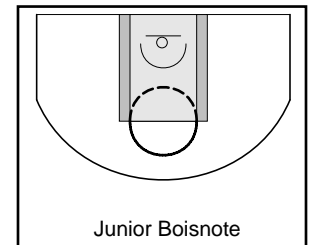
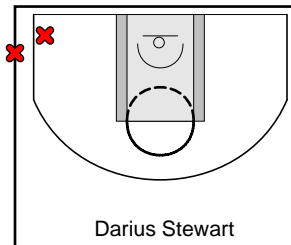
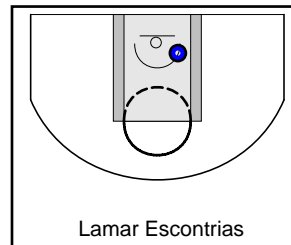
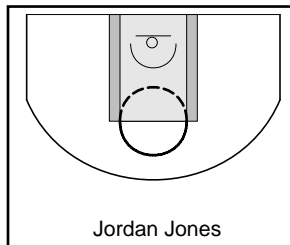
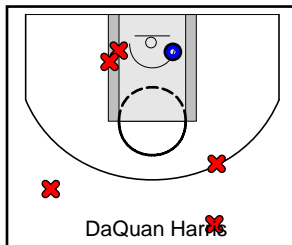
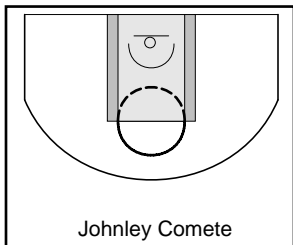
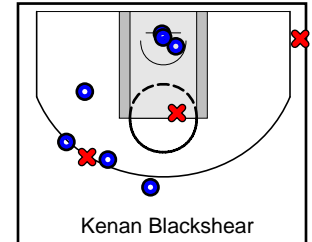
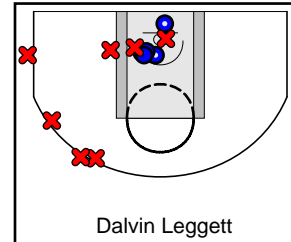
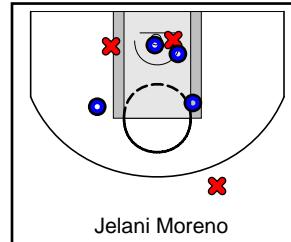
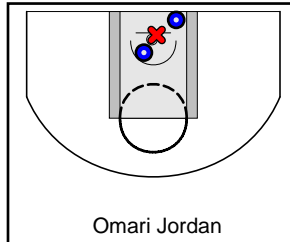
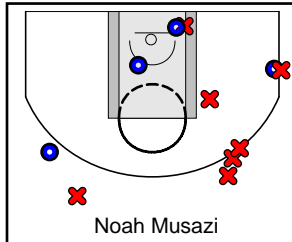
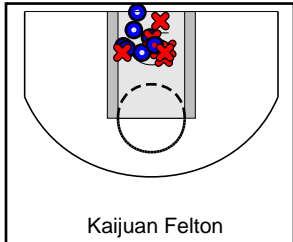
# Jones VB

MVFC Game 7: Kathleen (4-10) vs. Jones (12-6)

	1	2	3	4	T
Kathleen VB	12	17	15	21	65
Jones VB	20	29	17	21	87



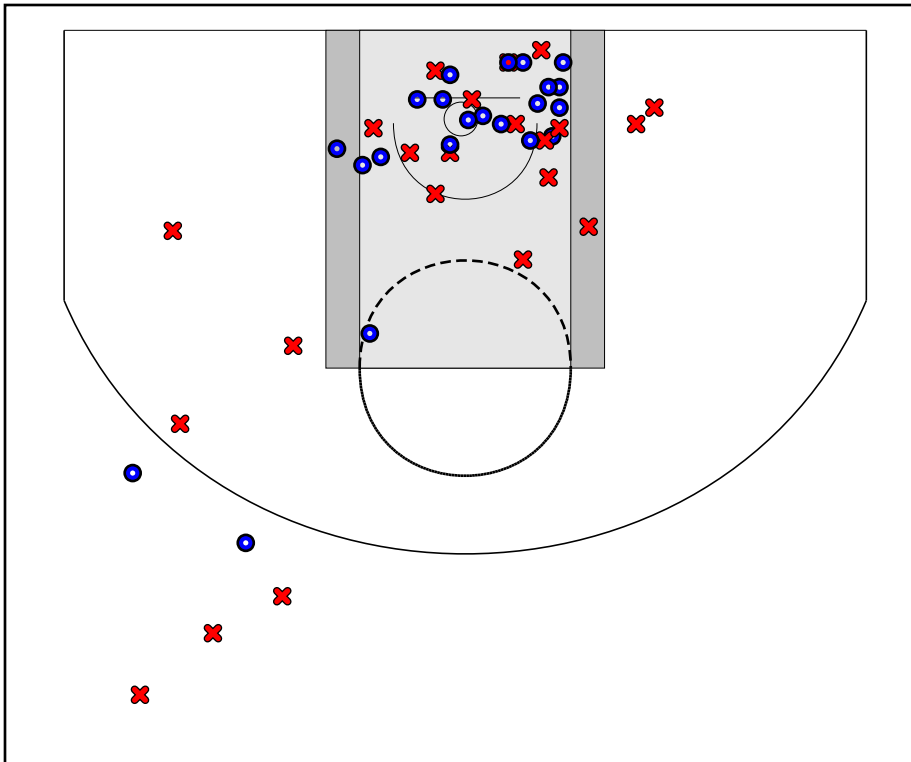
#	Name	G	MIN	PTS	FGM	FGA	FG%	2PM	2PA	2P%	3PM	3PA	3P%	FTM	FTA	FT%	OREB	DREB	REB	AST	STL	DFL	BLK	TO	PF	PM	CHG	A/T	GmSc
4	Kaijuan Felton	1	24	16	8	18	0.444	8	18	0.444	-	-	-	-	2	0.000	7	2	9	1	-	2	3	1	3	11	-	1.0	11.9
5	Noah Musazi	1	17	10	4	11	0.364	2	4	0.500	2	7	0.286	-	-	-	1	1	2	1	3	2	-	-	2	27	1	-	7.8
10	Omari Jordan	1	18	4	1	3	0.333	1	3	0.333	-	-	-	2	4	0.500	2	2	4	2	-	-	1	2	3	5	-	1.0	2.4
11	Jelani Moreno	1	24	8	4	7	0.571	4	6	0.667	-	1	0.000	-	1	0.000	-	2	2	4	2	-	1	4	2	28	-	1.0	5.6
12	Dalvin Leggett	1	16	14	7	15	0.467	7	11	0.636	-	4	0.000	-	-	-	4	1	5	1	1	-	-	2	3	14	1	0.5	7.9
13	Kenan Blackshear	1	23	26	8	12	0.667	5	7	0.714	3	5	0.600	7	10	0.700	1	5	6	2	7	-	2	5	1	29	-	0.4	26.2
21	Johnley Comete	-	-	0	0	0	-	-	-	-	-	-	-	-	-	-	-	-	0	-	-	-	-	-	-	-	-	-	-
22	DaQuan Harris	1	16	3	1	6	0.167	1	3	0.333	-	3	0.000	1	2	0.500	-	1	1	-	-	1	-	-	-	-3	-	-	-0.9
23	Jordan Jones	1	8	2	1	1	1.000	1	1	1.000	-	-	-	-	-	-	1	1	2	1	-	-	1	-	3	8	-	-	2.9
32	Lamar Escontrias	1	11	4	2	2	1.000	2	2	1.000	-	-	-	-	-	-	1	-	1	-	-	-	-	3	-5	-	-	-	2.9
33	Darius Stewart	1	5	0	0	2	0.000	-	-	-	-	2	0.000	-	-	-	-	-	0	-	-	-	-	1	-5	-	-	-	-1.8
44	Junior Boisnote	1	3	0	0	0	-	-	-	-	-	-	-	-	-	-	-	1	1	-	-	-	-	-	-2	-	-	-	0.3
	TEAM	1	-	0	0	0	-	-	-	-	-	-	-	-	-	-	2	3	5	-	-	-	-	-	-	-	-	-	2.3
	<b>TOTALS</b>	<b>1</b>	<b>32</b>	<b>87</b>	<b>36</b>	<b>77</b>	<b>0.468</b>	<b>31</b>	<b>55</b>	<b>0.564</b>	<b>5</b>	<b>22</b>	<b>0.227</b>	<b>10</b>	<b>19</b>	<b>0.526</b>	<b>19</b>	<b>19</b>	<b>38</b>	<b>12</b>	<b>13</b>	<b>5</b>	<b>8</b>	<b>14</b>	<b>21</b>	<b>22</b>	<b>2</b>	<b>0.9</b>	<b>67.5</b>



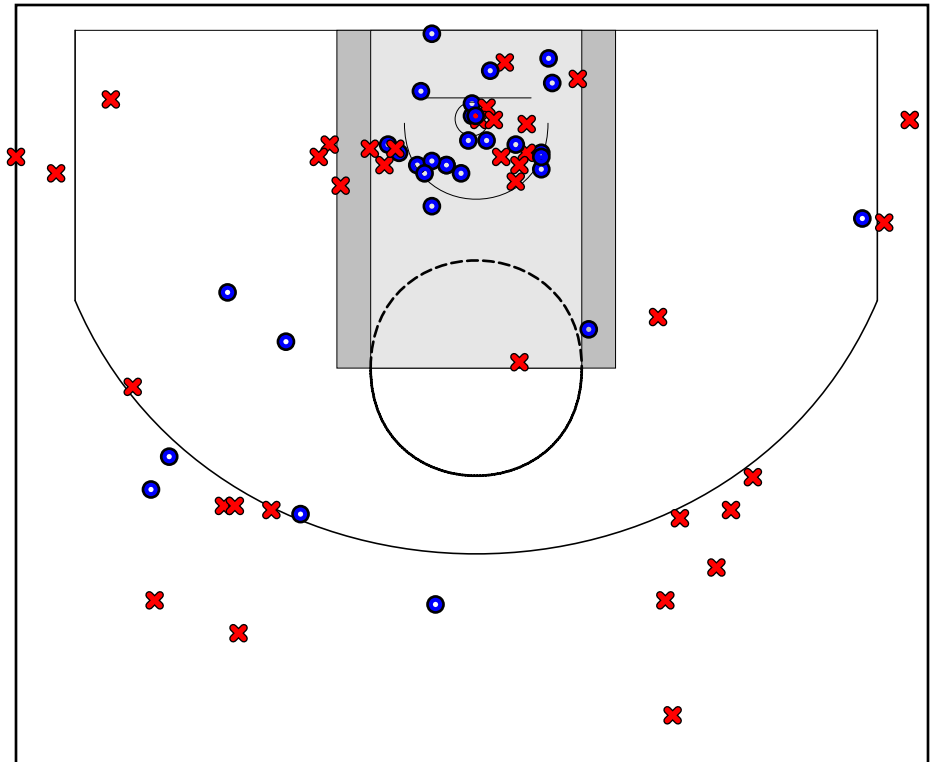
## Game Summary Comparison

Statistic	Kathleen VB	Jones VB
Points	65	87
<i>Field Goals</i>	24 / 55	36 / 77
<i>2 Point</i>	22 / 48	31 / 55
<i>3 Point</i>	2 / 7	5 / 22
<i>Free Throws</i>	15 / 21	10 / 19
Assists	5	12
Rebounds	42	38
<i>Offensive</i>	15	19
<i>Defensive</i>	27	19
Blocks	1	8
Steals	7	13
Deflections	4	5
Turnovers	30	14
Charges Taken	-	2
Personal Fouls	14	21
Technical Fouls	-	-

Kathleen VB



Jones VB



### Kathleen VB Turnovers

Period	Clock	Player	Turnover Type
1st Period	7:42	#4 Javell Brown	Out of Bounds
1st Period	5:45	#2 Marcellus Thomas	Steal
1st Period	5:17	#2 Marcellus Thomas	Out of Bounds
1st Period	5:06	#4 Javell Brown	Traveling
1st Period	1:22	#23 Kendall Dennis	Out of Bounds
1st Period	0:26	#33 Brendan Gant	Steal
2nd Period	7:44	#3 Zion Davis	Steal
2nd Period	6:25	#20 Jonavon Carr	Steal
2nd Period	5:19	#1 Horace Tucker III	Traveling
2nd Period	4:36	#2 Marcellus Thomas	Steal
2nd Period	2:44	#20 Jonavon Carr	Steal
2nd Period	0:49	#21 Javont Williams	Steal
2nd Period	0:36	#5 Javon Brown	Traveling
3rd Period	7:12	#2 Marcellus Thomas	Steal
3rd Period	6:59	#4 Javell Brown	Out of Bounds
3rd Period	6:02	#20 Jonavon Carr	Out of Bounds
3rd Period	5:38	#33 Brendan Gant	Traveling
3rd Period	4:02	#1 Horace Tucker III	Steal
3rd Period	3:16	#2 Marcellus Thomas	Traveling
3rd Period	1:04	#2 Marcellus Thomas	Out of Bounds
3rd Period	0:32	#2 Marcellus Thomas	Out of Bounds
3rd Period	0:29	#2 Marcellus Thomas	Palming
4th Period	3:39	#11 Quentin Lyons	Steal
4th Period	3:27	#5 Javon Brown	Steal
4th Period	3:17	#5 Javon Brown	Steal
4th Period	2:32	#33 Brendan Gant	Traveling
4th Period	1:41	#22 Andrae Shaw	Steal
4th Period	1:04	#21 Javont Williams	Out of Bounds

### Kathleen VB Fouls

Period	Clock	Player	Foul
1st Period	5:12	#1 Horace Tucker III	Holding (Def)
1st Period	3:09	#1 Horace Tucker III	Charging (Off)
1st Period	0:41	#33 Brendan Gant	Hand checking (Def)
1st Period	0:24	#33 Brendan Gant	Holding (Def)
1st Period	0:04	#23 Kendall Dennis	Holding (Def)
1st Period	0:02	#3 Zion Davis	Blocking (Def)
2nd Period	7:57	#20 Jonavon Carr	Charging (Off)
2nd Period	7:56	#23 Kendall Dennis	Blocking (Def)
2nd Period	0:00	#21 Javont Williams	Blocking (Def)
3rd Period	3:14	#23 Kendall Dennis	Pushing (Def)
3rd Period	2:43	#21 Javont Williams	Holding (Def)
3rd Period	0:14	#3 Zion Davis	Blocking (Def)
4th Period	4:50	#22 Andrae Shaw	Reaching in (Def)
4th Period	1:50	#20 Jonavon Carr	Holding (Def)

### Jones VB Turnovers

Period	Clock	Player	Turnover Type
1st Period	5:50	#10 Omari Jordan	Steal
1st Period	2:32	#13 Kenan Blackshear	Traveling
1st Period	1:59	#4 Kaijuan Felton	Steal
1st Period	0:07	#11 Jelani Moreno	Steal
2nd Period	6:22	#12 Dalvin Leggett	Steal
2nd Period	3:33	#11 Jelani Moreno	Steal
2nd Period	2:03	#11 Jelani Moreno	Traveling
2nd Period	0:00	#13 Kenan Blackshear	Out of Bounds
3rd Period	7:20	#13 Kenan Blackshear	Out of Bounds
3rd Period	6:12	#13 Kenan Blackshear	Traveling
3rd Period	5:48	#11 Jelani Moreno	Steal
4th Period	7:57	#10 Omari Jordan	Steal
4th Period	0:53	#12 Dalvin Leggett	Traveling

### Jones VB Fouls

Period	Clock	Player	Foul
1st Period	6:27	#5 Noah Musazi	Pushing (Def)
1st Period	3:45	#4 Kaijuan Felton	Holding (Def)
1st Period	1:58	#10 Omari Jordan	Holding (Def)
1st Period	0:55	#10 Omari Jordan	Pushing (Def)
1st Period	0:51	#4 Kaijuan Felton	Reaching in (Def)
1st Period	0:34	#33 Darius Stewart	Holding (Def)
1st Period	0:23	#12 Dalvin Leggett	Pushing (Def)
1st Period	0:06	#23 Jordan Jones	Pushing (Def)
2nd Period	6:18	#23 Jordan Jones	Holding (Def)
2nd Period	3:58	#12 Dalvin Leggett	Pushing (Def)
2nd Period	3:04	#32 Lamar Escontrias	Blocking (Def)
2nd Period	2:14	#11 Jelani Moreno	Holding (Def)
2nd Period	1:52	#10 Omari Jordan	Holding (Def)
2nd Period	0:15	#32 Lamar Escontrias	Blocking (Def)
2nd Period	0:06	#4 Kaijuan Felton	Blocking (Def)
3rd Period	7:58	#13 Kenan Blackshear	Pushing (Off)
3rd Period	1:13	#5 Noah Musazi	Holding (Def)
3rd Period	0:31	#23 Jordan Jones	Holding (Def)
4th Period	7:50	#32 Lamar Escontrias	Pushing (Def)
4th Period	2:39	#11 Jelani Moreno	Holding (Def)
4th Period	0:01	#12 Dalvin Leggett	Pushing (Def)