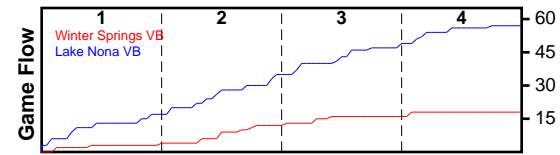


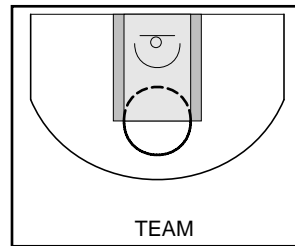
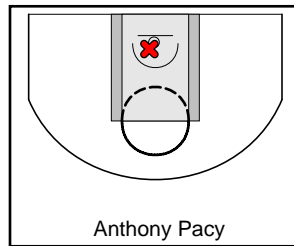
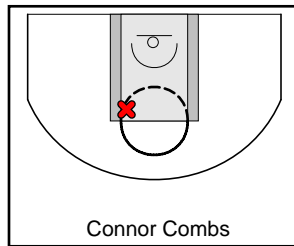
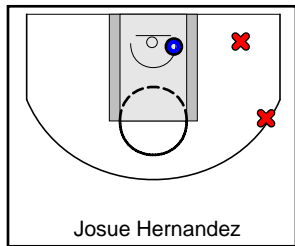
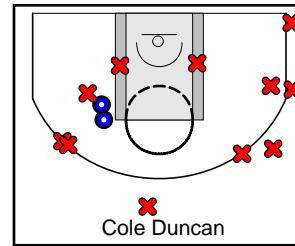
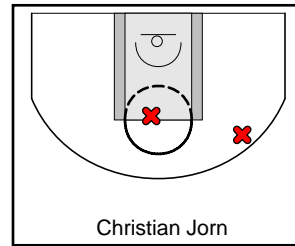
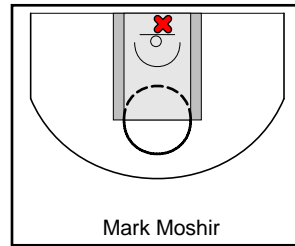
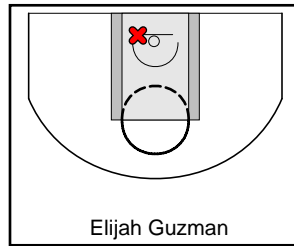
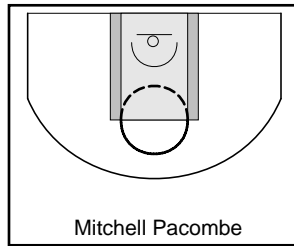
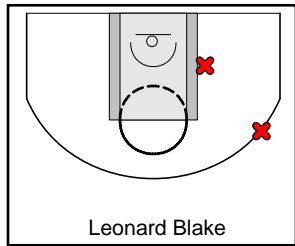
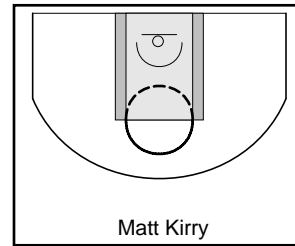
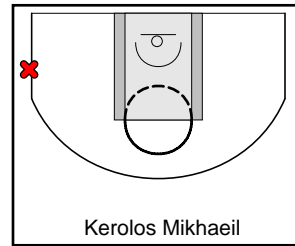
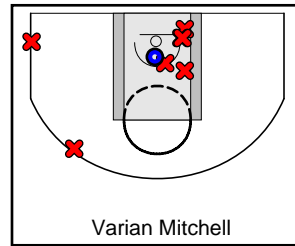
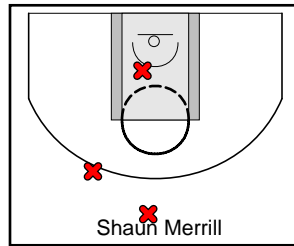
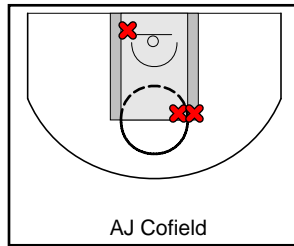
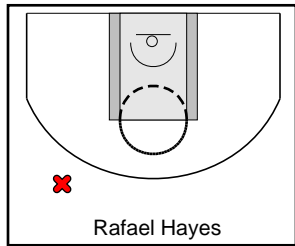
Winter Springs VB

| | 1 | 2 | 3 | 4 | T |
|-------------------|----|----|----|----|----|
| Winter Springs VB | 3 | 9 | 4 | 2 | 18 |
| Lake Nona VB | 17 | 18 | 12 | 10 | 57 |



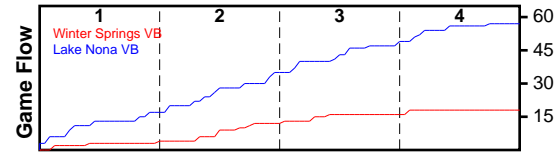
MVFC Game 9: Winter Springs (2-15) vs. Lake Nona (8-9)

| # | Name | G | MIN | PTS | FGM | FGA | FG% | 2PM | 2PA | 2P% | 3PM | 3PA | 3P% | FTM | FTA | FT% | OREB | DREB | REB | AST | STL | DFL | BLK | TO | PF | PM | CHG | A/T | GmSc |
|----|------------------|----------|-----------|-----------|----------|-----------|--------------|----------|-----------|--------------|----------|-----------|--------------|----------|-----------|--------------|-----------|-----------|-----------|----------|----------|----------|----------|-----------|-----------|------------|----------|------------|--------------|
| 1 | Rafael Hayes | 1 | 7 | 0 | 0 | 1 | 0.000 | - | - | - | - | 1 | 0.000 | - | - | - | - | 1 | 1 | - | - | - | - | - | - | -5 | - | - | -0.4 |
| 2 | AJ Cofield | 1 | 21 | 2 | 0 | 3 | 0.000 | - | 3 | 0.000 | - | - | - | 2 | 2 | 1.000 | - | 3 | 3 | - | - | - | - | 3 | 3 | -30 | - | 0.0 | -3.4 |
| 3 | Shaun Merrill | 1 | 17 | 0 | 0 | 3 | 0.000 | - | 1 | 0.000 | - | 2 | 0.000 | - | 1 | 0.000 | 1 | 1 | 2 | - | 1 | 1 | - | - | 4 | -15 | - | - | -2.1 |
| 4 | Varian Mitchell | 1 | 24 | 5 | 1 | 10 | 0.100 | 1 | 8 | 0.125 | - | 2 | 0.000 | 3 | 8 | 0.375 | 1 | 6 | 7 | 2 | 3 | - | 1 | 6 | - | -32 | - | 0.3 | -2.0 |
| 5 | Kerolos Mikhaeil | 1 | 7 | 0 | 0 | 1 | 0.000 | - | - | - | - | 1 | 0.000 | - | - | - | - | - | 0 | - | - | - | - | - | 1 | -5 | - | - | -1.1 |
| 10 | Matt Kirry | - | - | 0 | 0 | 0 | - | - | - | - | - | - | - | - | - | - | - | - | 0 | - | - | - | - | - | - | - | - | - | - |
| 11 | Leonard Blake | 1 | 10 | 0 | 0 | 2 | 0.000 | - | 1 | 0.000 | - | 1 | 0.000 | - | - | - | - | 1 | 1 | - | 1 | 1 | - | 1 | 5 | -16 | - | 0.0 | -3.1 |
| 14 | Mitchell Pacombe | 1 | 1 | 0 | 0 | 0 | - | - | - | - | - | - | - | - | - | - | - | - | 0 | - | - | - | - | - | - | 1 | - | - | 0.0 |
| 20 | Elijah Guzman | 1 | 7 | 0 | 0 | 1 | 0.000 | - | 1 | 0.000 | - | - | - | - | - | - | - | - | 0 | - | - | - | - | - | - | -5 | - | - | -0.7 |
| 21 | Mark Moshir | 1 | 12 | 1 | 0 | 1 | 0.000 | - | 1 | 0.000 | - | - | - | 1 | 2 | 0.500 | 1 | 1 | 2 | - | - | - | - | 1 | - | -14 | - | 0.0 | -0.1 |
| 22 | Christian Jorn | 1 | 9 | 0 | 0 | 2 | 0.000 | - | 1 | 0.000 | - | 1 | 0.000 | - | - | - | - | 3 | 3 | - | - | - | 1 | - | 1 | -13 | - | - | -0.2 |
| 23 | Cole Duncan | 1 | 23 | 5 | 2 | 13 | 0.154 | 2 | 5 | 0.400 | - | 8 | 0.000 | 1 | 2 | 0.500 | - | 2 | 2 | - | - | - | - | 2 | 1 | -28 | - | 0.0 | -5.5 |
| 24 | Josue Hernandez | 1 | 11 | 3 | 1 | 3 | 0.333 | - | 1 | 0.000 | 1 | 2 | 0.500 | - | - | - | 3 | - | 3 | - | - | - | - | 2 | 2 | -13 | - | 0.0 | 0.6 |
| 32 | Connor Combs | 1 | 9 | 2 | 0 | 3 | 0.000 | - | 3 | 0.000 | - | - | - | 2 | 4 | 0.500 | 3 | - | 3 | - | - | - | - | - | 1 | -10 | - | - | 0.8 |
| 34 | Anthony Pacy | 1 | 8 | 0 | 0 | 1 | 0.000 | - | 1 | 0.000 | - | - | - | - | - | - | - | 1 | 1 | 2 | - | 1 | - | - | - | -8 | - | - | 0.3 |
| | TEAM | 1 | - | 0 | 0 | 0 | - | - | - | - | - | - | - | - | - | - | - | 1 | 3 | 4 | - | - | - | - | - | - | - | - | 1.6 |
| | TOTALS | 1 | 32 | 18 | 4 | 44 | 0.091 | 3 | 26 | 0.115 | 1 | 18 | 0.056 | 9 | 19 | 0.474 | 11 | 22 | 33 | 2 | 5 | 3 | 2 | 15 | 18 | -39 | - | 0.1 | -15.3 |



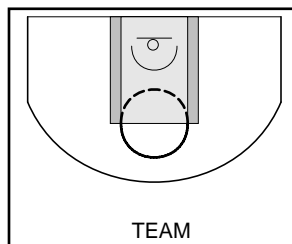
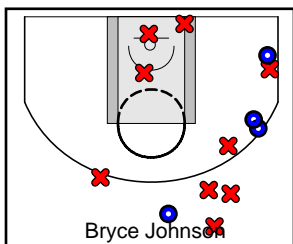
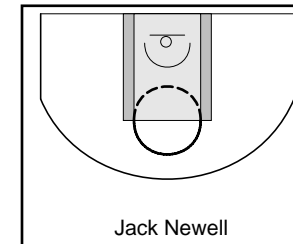
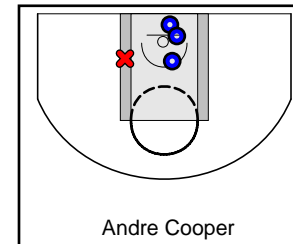
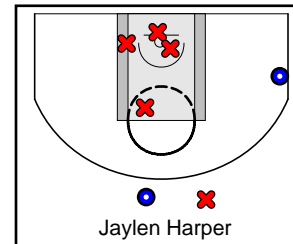
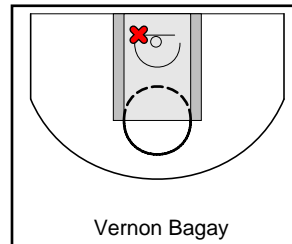
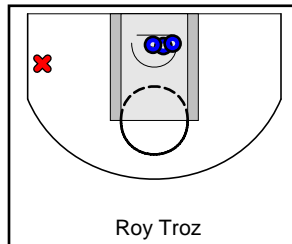
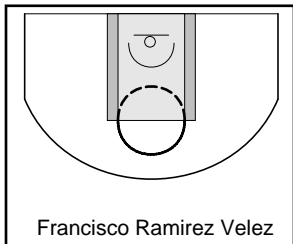
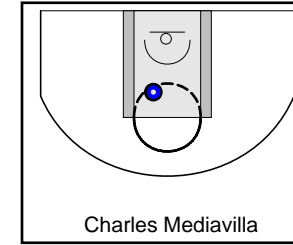
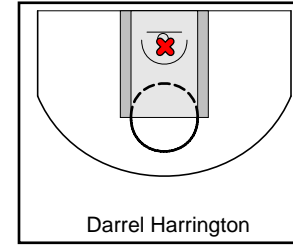
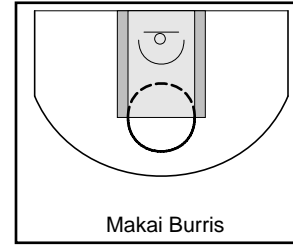
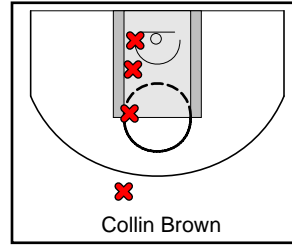
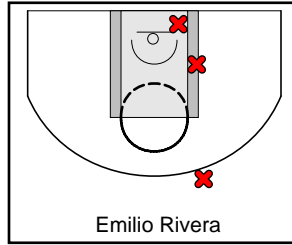
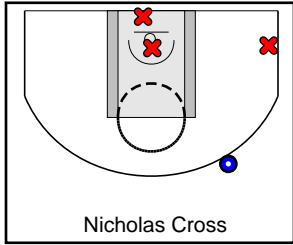
Lake Nona VB

| | 1 | 2 | 3 | 4 | T |
|-------------------|----|----|----|----|----|
| Winter Springs VB | 3 | 9 | 4 | 2 | 18 |
| Lake Nona VB | 17 | 18 | 12 | 10 | 57 |



MVFC Game 9: Winter Springs (2-15) vs. Lake Nona (8-9)

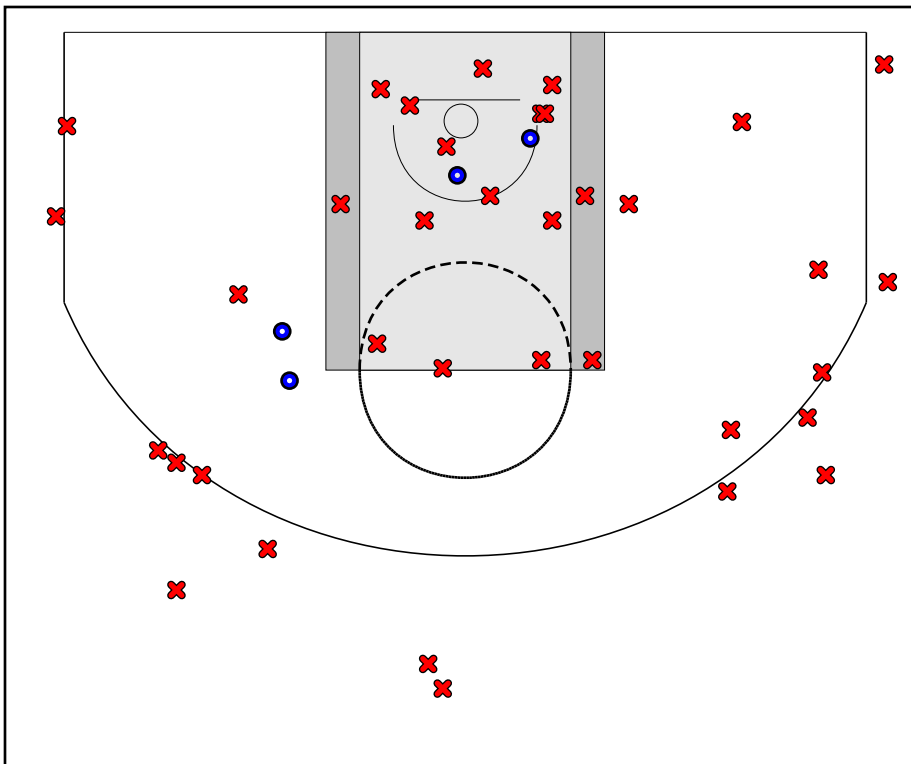
| # | Name | G | MIN | PTS | FGM | FGA | FG% | 2PM | 2PA | 2P% | 3PM | 3PA | 3P% | FTM | FTA | FT% | OREB | DREB | REB | AST | STL | DFL | BLK | TO | PF | PM | CHG | A/T | GmSc |
|----|-------------------------|----------|-----------|-----------|-----------|-----------|--------------|----------|-----------|--------------|----------|-----------|--------------|-----------|-----------|--------------|-----------|-----------|-----------|----------|-----------|----------|----------|-----------|-----------|-----------|----------|------------|-------------|
| 1 | Nicholas Cross | 1 | 12 | 4 | 1 | 4 | 0.250 | - | 2 | 0.000 | 1 | 2 | 0.500 | 1 | 2 | 0.500 | - | 3 | 3 | - | - | 1 | - | - | 3 | 16 | - | - | 0.9 |
| 2 | Emilio Rivera | 1 | 6 | 0 | 0 | 3 | 0.000 | - | 2 | 0.000 | - | 1 | 0.000 | - | 1 | 0.000 | - | - | 0 | - | - | 1 | - | - | - | 3 | - | - | -2.5 |
| 3 | Collin Brown | 1 | 22 | 0 | 0 | 6 | 0.000 | - | 5 | 0.000 | - | 1 | 0.000 | - | - | - | 1 | 4 | 5 | 3 | 3 | - | - | 1 | 1 | 26 | - | 3.0 | 1.4 |
| 4 | Makai Burris | - | - | 0 | 0 | 0 | - | - | - | - | - | - | - | - | - | - | - | - | 0 | - | - | - | - | - | - | - | - | - | - |
| 5 | Darrel Harrington | 1 | 13 | 0 | 0 | 1 | 0.000 | - | 1 | 0.000 | - | - | - | - | - | - | 2 | 3 | 5 | - | - | 1 | - | 2 | 2 | 16 | - | 0.0 | -1.2 |
| 10 | Charles Mediavilla | 1 | 11 | 2 | 1 | 1 | 1.000 | 1 | 1 | 1.000 | - | - | - | - | - | - | 1 | 1 | 2 | - | - | - | - | 2 | 1 | 12 | - | 0.0 | 0.3 |
| 12 | Francisco Ramirez Velez | 1 | 7 | 0 | 0 | 0 | - | - | - | - | - | - | - | - | 2 | 0.000 | 1 | 1 | 2 | - | - | - | - | - | 1 | 6 | - | - | -0.2 |
| 14 | Roy Troz | 1 | 18 | 9 | 4 | 5 | 0.800 | 4 | 4 | 1.000 | - | 1 | 0.000 | 1 | 2 | 0.500 | 1 | 4 | 5 | 1 | 4 | - | - | 1 | 2 | 24 | - | 1.0 | 11.5 |
| 15 | Vernon Bagay | 1 | 10 | 3 | 0 | 1 | 0.000 | - | 1 | 0.000 | - | - | - | 3 | 4 | 0.750 | - | 4 | 4 | - | - | - | - | 1 | - | 8 | - | 0.0 | 2.1 |
| 21 | Jaylen Harper | 1 | 21 | 10 | 2 | 7 | 0.286 | - | 4 | 0.000 | 2 | 3 | 0.667 | 4 | 4 | 1.000 | 2 | 2 | 4 | - | 3 | 1 | 1 | 3 | 1 | 27 | - | 0.0 | 8.2 |
| 24 | Andre Cooper | 1 | 18 | 15 | 4 | 6 | 0.667 | 4 | 6 | 0.667 | - | - | - | 7 | 8 | 0.875 | 5 | 5 | 10 | - | 1 | - | 1 | 1 | 3 | 22 | - | 0.0 | 16.5 |
| 25 | Jack Newell | 1 | 4 | 0 | 0 | 1 | 0.000 | - | 1 | 0.000 | - | - | - | - | - | - | 1 | - | 1 | - | - | 1 | - | - | 2 | - | - | 0.0 | |
| 32 | Bryce Johnson | 1 | 26 | 14 | 4 | 14 | 0.286 | - | 4 | 0.000 | 4 | 10 | 0.400 | 2 | 2 | 1.000 | 1 | 3 | 4 | 1 | - | - | - | 1 | 2 | 33 | - | 1.0 | 6.3 |
| | TEAM | 1 | - | 0 | 0 | 0 | - | - | - | - | - | - | - | - | - | - | 1 | 4 | 5 | - | - | - | - | - | - | - | - | - | 1.9 |
| | TOTALS | 1 | 32 | 57 | 16 | 49 | 0.327 | 9 | 31 | 0.290 | 7 | 18 | 0.389 | 18 | 25 | 0.720 | 16 | 34 | 50 | 5 | 11 | 5 | 2 | 12 | 16 | 39 | - | 0.4 | 45.2 |



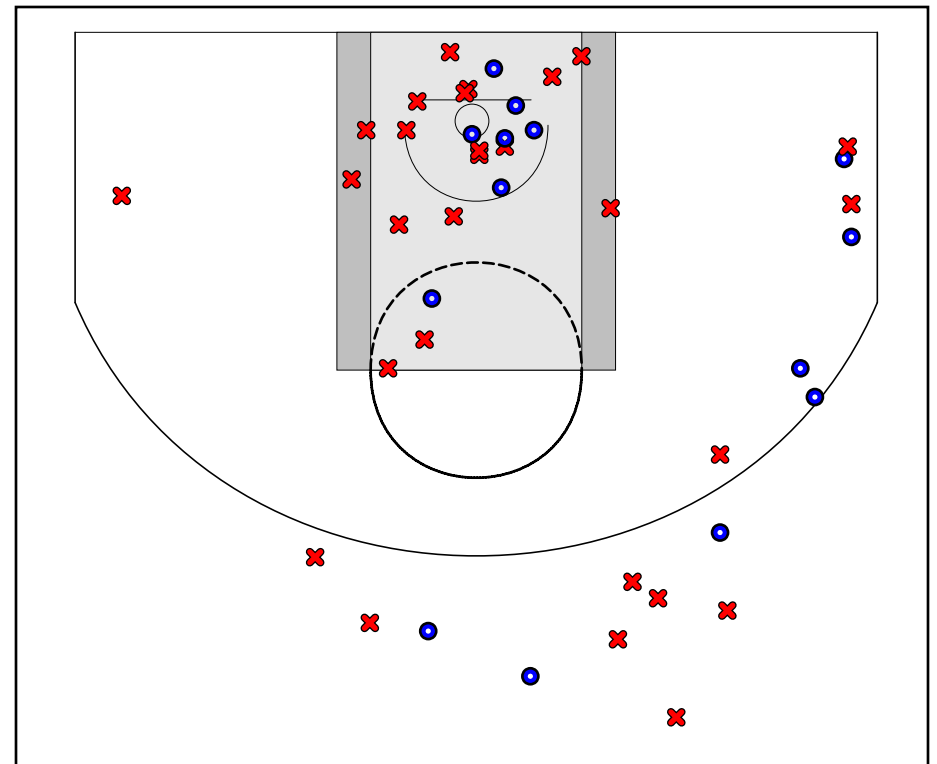
Game Summary Comparison

| Statistic | Winter Springs VB | Lake Nona VB |
|--------------------|-------------------|--------------|
| Points | 18 | 57 |
| <i>Field Goals</i> | 4 / 44 | 16 / 49 |
| 2 Point | 3 / 26 | 9 / 31 |
| 3 Point | 1 / 18 | 7 / 18 |
| <i>Free Throws</i> | 9 / 19 | 18 / 25 |
| Assists | 2 | 5 |
| Rebounds | 33 | 50 |
| <i>Offensive</i> | 11 | 16 |
| <i>Defensive</i> | 22 | 34 |
| Blocks | 2 | 2 |
| Steals | 5 | 11 |
| Deflections | 3 | 5 |
| Turnovers | 15 | 12 |
| Charges Taken | - | - |
| Personal Fouls | 18 | 16 |
| Technical Fouls | - | - |

Winter Springs VB



Lake Nona VB



Winter Springs VB Turnovers

| Period | Clock | Player | Turnover Type |
|------------|-------|---------------------|---------------|
| 1st Period | 5:31 | #21 Mark Moshir | Steal |
| 1st Period | 3:12 | #23 Cole Duncan | Out of Bounds |
| 1st Period | 2:27 | #2 AJ Cofield | Traveling |
| 1st Period | 1:13 | #2 AJ Cofield | Steal |
| 1st Period | 0:36 | #11 Leonard Blake | Steal |
| 2nd Period | 0:18 | #23 Cole Duncan | Steal |
| 3rd Period | 7:10 | #2 AJ Cofield | Steal |
| 3rd Period | 4:59 | #4 Varian Mitchell | Steal |
| 3rd Period | 3:52 | #4 Varian Mitchell | Steal |
| 3rd Period | 3:39 | #24 Josue Hernandez | Steal |
| 3rd Period | 3:35 | #4 Varian Mitchell | Traveling |
| 3rd Period | 2:12 | #24 Josue Hernandez | Steal |
| 3rd Period | 1:52 | #4 Varian Mitchell | Steal |
| 3rd Period | 1:06 | #4 Varian Mitchell | Out of Bounds |
| 4th Period | 5:52 | #4 Varian Mitchell | Steal |

Winter Springs VB Fouls

| Period | Clock | Player | Foul |
|------------|-------|---------------------|-------------------|
| 1st Period | 5:00 | #2 AJ Cofield | Holding (Def) |
| 1st Period | 4:10 | #23 Cole Duncan | Pushing (Def) |
| 1st Period | 2:34 | #2 AJ Cofield | Pushing (Def) |
| 1st Period | 1:37 | #24 Josue Hernandez | Pushing (Def) |
| 1st Period | 0:28 | #11 Leonard Blake | Pushing (Def) |
| 2nd Period | 4:44 | #2 AJ Cofield | Holding (Def) |
| 2nd Period | 3:49 | #24 Josue Hernandez | Holding (Def) |
| 2nd Period | 2:11 | #32 Connor Combs | Blocking (Def) |
| 3rd Period | 7:03 | #22 Christian Jorn | Holding (Def) |
| 3rd Period | 4:06 | #5 Kerolos Mikhaeil | Holding (Def) |
| 3rd Period | 1:43 | #11 Leonard Blake | Holding (Def) |
| 4th Period | 7:59 | #3 Shaun Merrill | Pushing (Def) |
| 4th Period | 7:59 | #3 Shaun Merrill | Reaching in (Def) |
| 4th Period | 6:40 | #3 Shaun Merrill | Blocking (Def) |
| 4th Period | 6:39 | #11 Leonard Blake | Pushing (Def) |
| 4th Period | 6:32 | #3 Shaun Merrill | Pushing (Def) |
| 4th Period | 2:39 | #11 Leonard Blake | Pushing (Def) |
| 4th Period | 1:53 | #11 Leonard Blake | Holding (Def) |

Lake Nona VB Turnovers

| Period | Clock | Player | Turnover Type |
|------------|-------|------------------------|---------------|
| 1st Period | 4:59 | #3 Collin Brown | Out of Bounds |
| 1st Period | 4:36 | #32 Bryce Johnson | Steal |
| 1st Period | 1:27 | #5 Darrel Harrington | Out of Bounds |
| 1st Period | 0:39 | #21 Jaylen Harper | Traveling |
| 2nd Period | 6:48 | #5 Darrel Harrington | Out of Bounds |
| 2nd Period | 6:24 | #10 Charles Mediavilla | Out of Bounds |
| 2nd Period | 3:20 | #10 Charles Mediavilla | Out of Bounds |
| 2nd Period | 1:37 | #21 Jaylen Harper | Steal |
| 3rd Period | 6:02 | #21 Jaylen Harper | Out of Bounds |
| 3rd Period | 1:53 | #24 Andre Cooper | Steal |
| 3rd Period | 0:42 | #14 Roy Troz | Steal |
| 4th Period | 7:24 | #15 Vernon Bagay | Steal |

Lake Nona VB Fouls

| Period | Clock | Player | Foul |
|------------|-------|-----------------------------|-------------------|
| 1st Period | 5:09 | #1 Nicholas Cross | Pushing (Def) |
| 1st Period | 4:48 | #1 Nicholas Cross | Holding (Def) |
| 1st Period | 4:24 | #3 Collin Brown | Reaching in (Def) |
| 1st Period | 3:58 | #5 Darrel Harrington | Blocking (Def) |
| 1st Period | 2:08 | #24 Andre Cooper | Pushing (Def) |
| 1st Period | 0:59 | #32 Bryce Johnson | Pushing (Def) |
| 2nd Period | 7:43 | #14 Roy Troz | Holding (Def) |
| 2nd Period | 6:49 | #5 Darrel Harrington | Holding (Def) |
| 2nd Period | 5:19 | #10 Charles Mediavilla | Blocking (Def) |
| 2nd Period | 2:26 | #24 Andre Cooper | Reaching in (Def) |
| 2nd Period | 1:43 | #24 Andre Cooper | Reaching in (Def) |
| 2nd Period | 1:35 | #14 Roy Troz | Blocking (Def) |
| 3rd Period | 7:37 | #32 Bryce Johnson | Pushing (Def) |
| 3rd Period | 7:10 | #1 Nicholas Cross | Holding (Def) |
| 3rd Period | 4:31 | #21 Jaylen Harper | Holding (Def) |
| 4th Period | 6:29 | #12 Francisco Ramirez Velez | Reaching in (Def) |