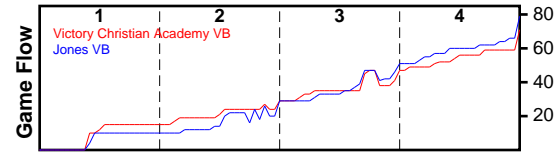


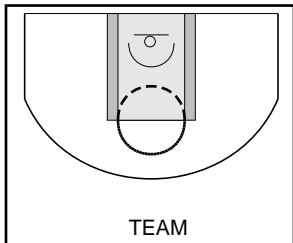
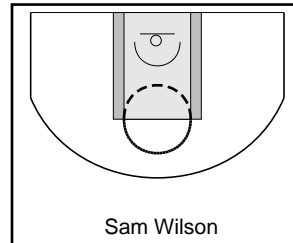
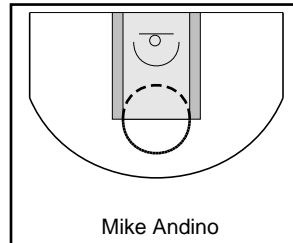
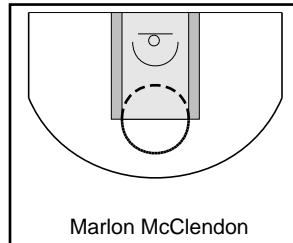
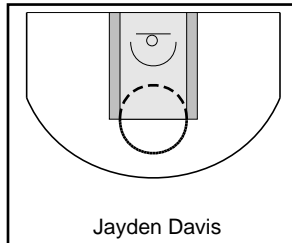
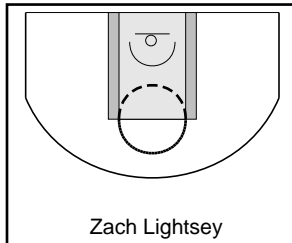
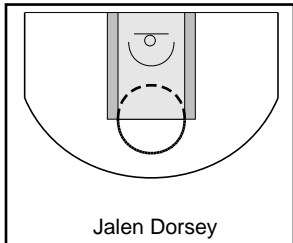
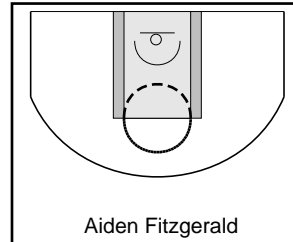
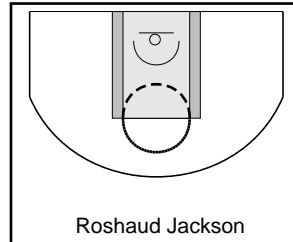
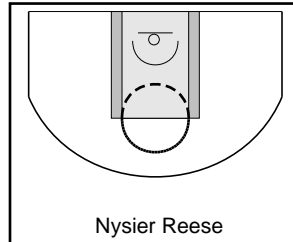
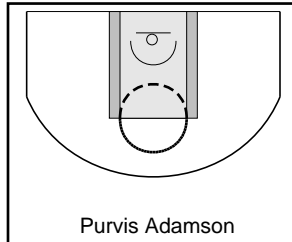
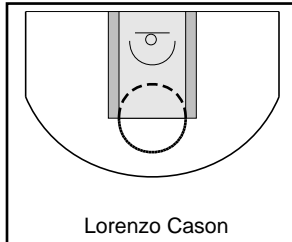
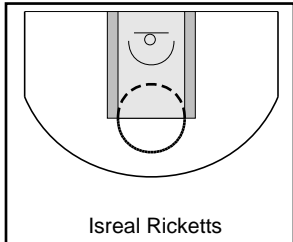
Victory Christian Academy VB

	1	2	3	4	T
Victory Christian	15	14	18	24	71
Jones VB	10	19	22	28	79



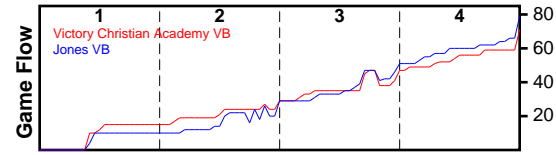
MVFc Game 3: Victory Christian Academy vs. Jones

#	Name	G	MIN	PTS	FGM	FGA	FG%	2PM	2PA	2P%	3PM	3PA	3P%	FTM	FTA	FT%	OREB	DREB	REB	AST	STL	DFL	BLK	TO	PF	PM	CHG	A/T	GmSc
1	Isreal Ricketts	1	29	15	5	8	0.625	2	3	0.667	3	5	0.600	2	5	0.400	-	1	1	2	1	-	-	2	1	-11	-	1.0	10.5
2	Lorenzo Cason	1	29	26	11	19	0.579	9	13	0.692	2	6	0.333	2	3	0.667	-	4	4	5	1	-	-	2	1	-11	1	2.5	20.0
3	Purvis Adamson	1	28	6	2	3	0.667	2	2	1.000	-	1	0.000	2	3	0.667	-	-	0	-	-	-	-	1	1	-10	-	0.0	2.9
4	Nysier Reese	-	-	0	0	0	-	-	-	-	-	-	-	-	-	-	-	-	0	-	-	-	-	-	-	-	-	-	-
5	Roshaud Jackson	1	2	0	0	0	-	-	-	-	-	-	-	-	-	-	-	2	2	-	1	-	-	-	-	-1	-	-	1.6
10	Aiden Fitzgerald	1	5	4	2	3	0.667	2	3	0.667	-	-	-	-	-	-	1	-	1	-	-	-	-	2	-3	-	-	2.6	
11	Jalen Dorsey	-	-	0	0	0	-	-	-	-	-	-	-	-	-	-	-	-	0	-	-	-	-	-	-	-	-	-	-
12	Zach Lightsey	1	28	4	2	3	0.667	2	3	0.667	-	-	-	-	-	-	2	-	2	-	-	-	1	1	-	-10	-	0.0	3.8
20	Jayden Davis	1	24	0	0	1	0.000	-	1	0.000	-	-	-	-	-	-	-	-	0	-	-	-	1	2	3	-8	-	0.0	-3.2
21	Marlon McClendon	-	-	0	0	0	-	-	-	-	-	-	-	-	-	-	-	-	0	-	-	-	-	-	-	-	-	-	-
23	Mike Andino	1	2	5	2	6	0.333	1	4	0.250	1	2	0.500	-	-	-	-	2	2	-	-	-	-	2	1	-1	-	0.0	-0.2
33	Sam Wilson	-	-	0	0	0	-	-	-	-	-	-	-	-	-	-	-	-	0	-	-	-	-	-	-	-	-	-	-
	TEAM	1	-	0	0	0	-	-	-	-	-	-	-	-	-	-	-	-	0	-	-	-	-	1	1	-	-	0.0	-1.4
	TOTALS	1	32	60	24	43	0.558	18	29	0.621	6	14	0.429	6	11	0.545	3	9	12	7	3	-	2	11	10	-8	1	0.6	36.6



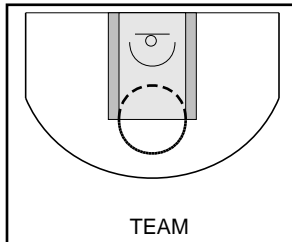
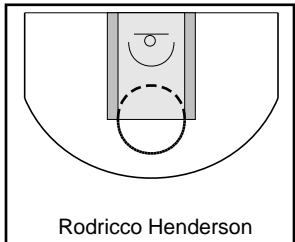
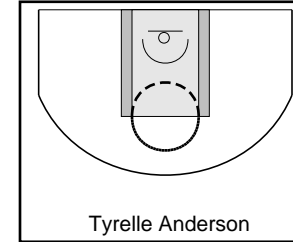
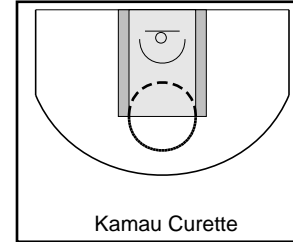
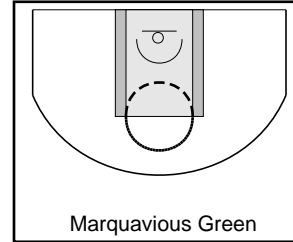
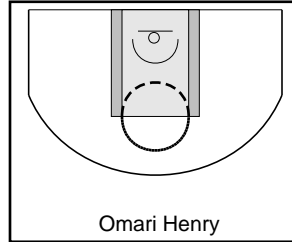
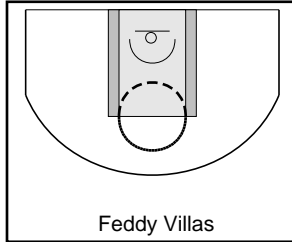
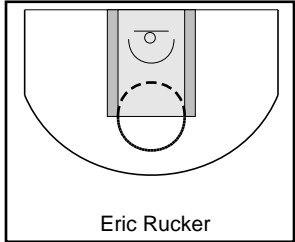
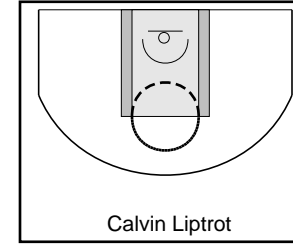
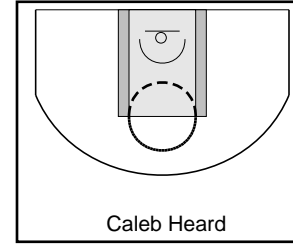
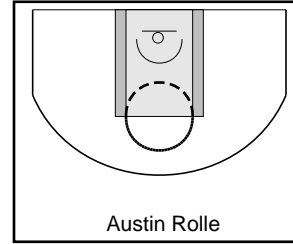
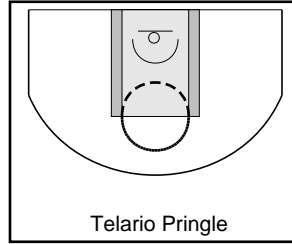
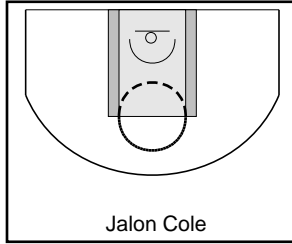

Jones VB

	1	2	3	4	T
Victory Christian	15	14	18	24	71
Jones VB	10	19	22	28	79



MVFc Game 3: Victory Christian Academy vs. Jones

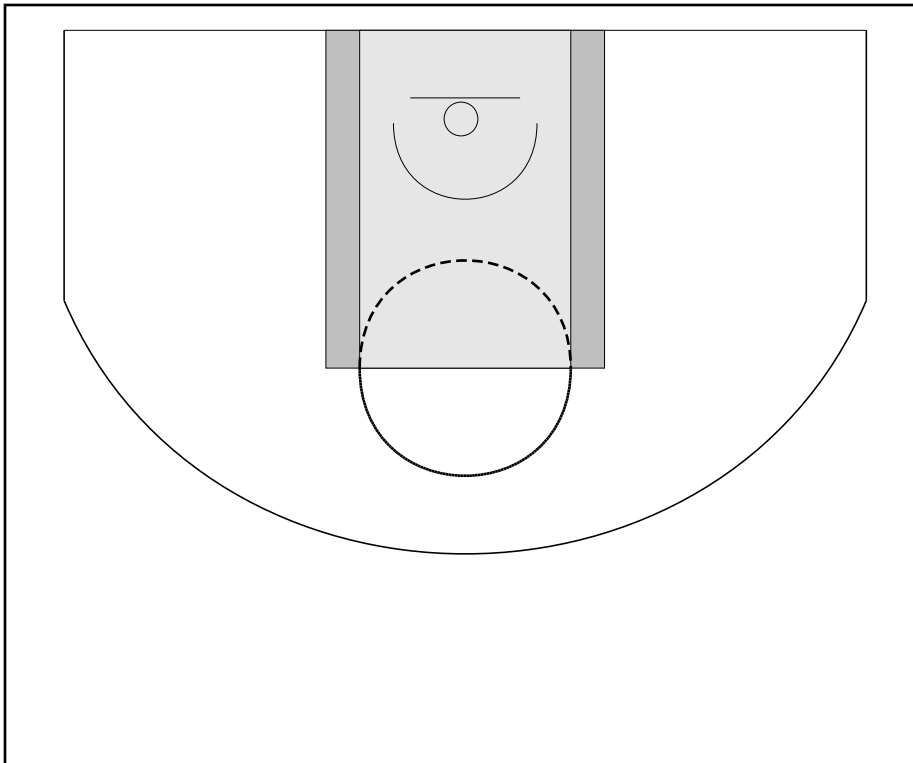
#	Name	G	MIN	PTS	FGM	FGA	FG%	2PM	2PA	2P%	3PM	3PA	3P%	FTM	FTA	FT%	OREB	DREB	REB	AST	STL	DFL	BLK	TO	PF	PM	CHG	A/T	GmSc
0	Keishaun Robinson	1	29	17	5	10	0.500	5	10	0.500	-	-	-	7	9	0.778	3	-	3	2	1	-	-	2	1	11	-	1.0	13.3
1	Jalon Cole	1	-	2	1	1	1.000	1	1	1.000	-	-	-	-	-	-	-	1	1	4	-	-	-	1	-	-	-	4.0	3.8
2	Telario Pringle	1	29	14	6	12	0.500	5	10	0.500	1	2	0.500	1	2	0.500	2	1	3	4	1	-	-	-	2	11	-	-	12.3
3	Austin Rolle	1	29	4	2	6	0.333	2	5	0.400	-	1	0.000	-	-	-	1	2	3	1	-	-	1	1	1	11	-	1.0	1.9
4	Caleb Heard	-	-	0	0	0	-	-	-	-	-	-	-	-	-	-	-	-	0	-	-	-	-	-	-	-	-	-	-
5	Calvin Liptrot	1	29	12	3	8	0.375	3	6	0.500	-	2	0.000	6	10	0.600	5	1	6	2	1	-	-	3	3	11	-	0.7	8.0
10	Eric Rucker	1	-	4	2	3	0.667	2	3	0.667	-	-	-	-	-	-	-	1	1	-	-	-	-	-	1	-	-	-	2.6
11	Feddy Villas	1	-	7	3	6	0.500	2	4	0.500	1	2	0.500	-	-	-	-	1	1	1	1	-	-	1	-	-	-	1.0	5.0
14	Omari Henry	-	-	0	0	0	-	-	-	-	-	-	-	-	-	-	-	-	0	-	-	-	-	-	-	-	-	-	-
21	Marquavious Green	1	-	4	2	5	0.400	2	2	1.000	-	3	0.000	-	2	0.000	-	-	0	1	1	-	-	2	1	-	1	0.5	-0.2
22	Kamau Curette	1	26	5	2	5	0.400	1	3	0.333	1	2	0.500	-	-	-	-	-	0	-	1	-	-	-	1	9	-	-	2.9
24	Tyrelle Anderson	1	4	2	0	0	-	-	-	-	-	-	-	2	2	1.000	-	-	0	-	-	-	-	-	-	2	-	-	2.0
25	Rodricco Henderson	-	-	0	0	0	-	-	-	-	-	-	-	-	-	-	-	-	0	-	-	-	-	-	-	-	-	-	-
	TEAM	1	-	0	0	0	-	-	-	-	-	-	-	-	-	-	-	-	0	-	-	-	-	1	1	-	-	0.0	-1.4
	TOTALS	1	32	71	26	56	0.464	23	44	0.523	3	12	0.250	16	25	0.640	11	7	18	15	6	-	1	11	11	8	1	1.4	50.2



Game Summary Comparison

Statistic	Victory Christian Academy VB	Jones VB
Points	60	71
<i>Field Goals</i>	24 / 43	26 / 56
<i>2 Point</i>	18 / 29	23 / 44
<i>3 Point</i>	6 / 14	3 / 12
<i>Free Throws</i>	6 / 11	16 / 25
Assists	7	15
Rebounds	12	18
<i>Offensive</i>	3	11
<i>Defensive</i>	9	7
Blocks	2	1
Steals	3	6
Deflections	-	-
Turnovers	11	11
Charges Taken	1	1
Personal Fouls	10	11
Technical Fouls	-	-

Victory Christian Academy VB



Jones VB



Victory Christian Academy VB Turnovers

Period	Clock	Player	Turnover Type
1st Period	4:13	#1 Isreal Ricketts	Other
1st Period	4:13	#1 Isreal Ricketts	Other
2nd Period	4:41	#23 Mike Andino	Other
2nd Period	1:51	#23 Mike Andino	Other
2nd Period	0:51	#2 Lorenzo Cason	Other
2nd Period	2:43	#3 Purvis Adamson	Other
2nd Period	0:00	#12 Zach Lightsey	Other

Victory Christian Academy VB Fouls

Period	Clock	Player	Foul
1st Period	4:13	#10 Aiden Fitzgerald	Pushing (Def)
2nd Period	4:18	#20 Jayden Davis	Pushing (Off)
2nd Period	1:09	#20 Jayden Davis	Pushing (Off)
2nd Period	0:08	The team	Charging (Off)
3rd Period	6:05	#2 Lorenzo Cason	Pushing (Off)
3rd Period	2:02	#23 Mike Andino	Pushing (Def)
3rd Period	0:00	#1 Isreal Ricketts	Blocking (Def)
4th Period	3:41	#20 Jayden Davis	Blocking (Def)
4th Period	0:00	#3 Purvis Adamson	Pushing (Def)
4th Period	0:00	#10 Aiden Fitzgerald	Pushing (Def)

Jones VB Turnovers

Period	Clock	Player	Turnover Type
1st Period	4:13	#11 Feddy Villas	Other
2nd Period	3:41	#0 Keishaun Robinson	Other
2nd Period	0:00	#1 Jalon Cole	Other
2nd Period	0:00	#21 Marquavious Green	Other
3rd Period	7:38	#5 Calvin Liptrot	Other
3rd Period	6:21	#5 Calvin Liptrot	Other
3rd Period	2:02	#3 Austin Rolle	Other

Jones VB Fouls

Period	Clock	Player	Foul
1st Period	4:16	#2 Telario Pringle	Reaching in (Def)
1st Period	4:13	#22 Kamau Curette	Blocking (Def)
2nd Period	6:49	#5 Calvin Liptrot	Pushing (Def)
2nd Period	5:55	The team	Charging (Off)
2nd Period	5:36	#21 Marquavious Green	Charging (Off)
2nd Period	3:31	#2 Telario Pringle	Reaching in (Def)
3rd Period	7:02	#5 Calvin Liptrot	Pushing (Off)
3rd Period	4:19	#0 Keishaun Robinson	Pushing (Off)
3rd Period	2:02	#3 Austin Rolle	Reaching in (Def)
4th Period	7:23	#5 Calvin Liptrot	Pushing (Def)
4th Period	0:00	#10 Eric Rucker	Pushing (Def)