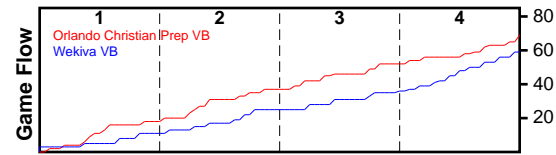


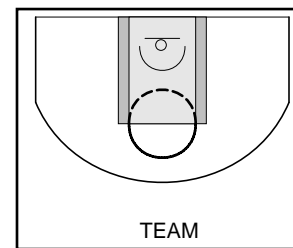
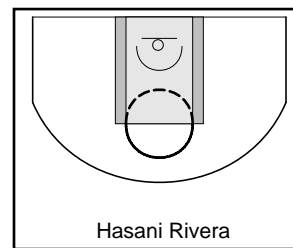
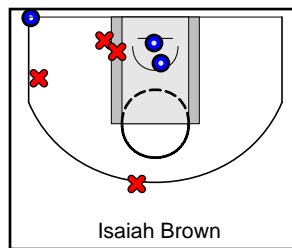
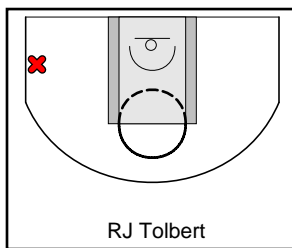
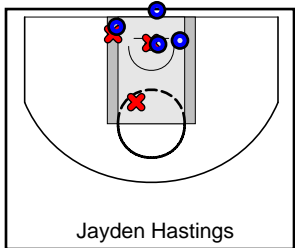


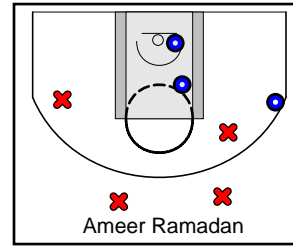
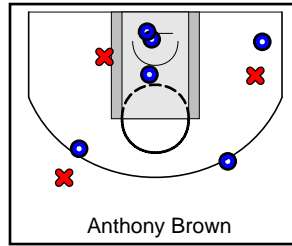
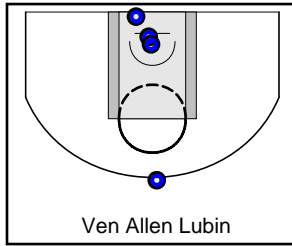
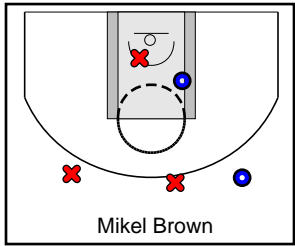
Orlando Christian Prep VB

MVFC Game 5: Orlando Christian Prep vs. Wekiva

| | 1 | 2 | 3 | 4 | T |
|-------------------|----|----|----|----|----|
| Orlando Christian | 18 | 19 | 15 | 17 | 69 |
| Wekiva VB | 11 | 14 | 11 | 23 | 59 |

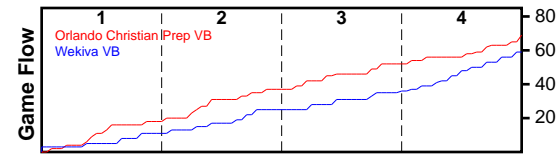


| # | Name | G | MIN | PTS | FGM | FGA | FG% | 2PM | 2PA | 2P% | 3PM | 3PA | 3P% | FTM | FTA | FT% | OREB | DREB | REB | AST | STL | DFL | BLK | TO | PF | PM | CHG | A/T | GmSc |
|----|--------------------|---|-----|-----|-----|-----|-------|-----|-----|-------|-----|-----|-------|-----|-----|-------|------|------|-----|-----|-----|-----|-----|----|----|----|-----|------|------|
| 0 | Mikel Brown | 1 | 15 | 5 | 2 | 5 | 0.400 | 1 | 2 | 0.500 | 1 | 3 | 0.333 | - | - | - | - | 3 | 3 | 2 | - | - | - | 1 | 1 | - | - | 2.0 | 3.2 |
| 2 | Ven Allen Lubin | 1 | 24 | 15 | 5 | 5 | 1.000 | 4 | 4 | 1.000 | 1 | 1 | 1.000 | 4 | 7 | 0.571 | 1 | 4 | 5 | 4 | 2 | - | - | 3 | 3 | 14 | - | 1.3 | 14.8 |
| 3 | Anthony Brown | 1 | 25 | 22 | 8 | 11 | 0.727 | 4 | 5 | 0.800 | 4 | 6 | 0.667 | 2 | 4 | 0.500 | - | 3 | 3 | 1 | 2 | - | 1 | 2 | - | 11 | - | 0.5 | 19.0 |
| 4 | Ameer Ramadan | 1 | 21 | 6 | 2 | 6 | 0.333 | 2 | 2 | 1.000 | - | 4 | 0.000 | 2 | 2 | 1.000 | - | 3 | 3 | 2 | 1 | - | - | 4 | - | 5 | 1 | 0.5 | 1.9 |
| 11 | Marc Angueki Ekiri | 1 | 6 | 0 | 0 | 0 | - | - | - | - | - | - | - | - | - | - | - | 1 | 1 | - | - | - | - | - | - | -5 | - | - | 0.3 |
| 12 | Isaiah Sutherland | 1 | 4 | 0 | 0 | 0 | - | - | - | - | - | - | - | - | - | - | - | - | 0 | - | - | - | - | - | 1 | -8 | - | - | -0.4 |
| 13 | Jayden Hastings | 1 | 21 | 12 | 6 | 12 | 0.500 | 6 | 12 | 0.500 | - | - | - | - | - | - | 6 | 2 | 8 | - | - | - | 2 | - | 1 | 13 | - | - | 11.8 |
| 14 | RJ Tolbert | 1 | 5 | 0 | 0 | 1 | 0.000 | - | - | - | - | 1 | 0.000 | - | - | - | - | - | 0 | - | - | - | - | 1 | - | -5 | - | 0.0 | -1.7 |
| 20 | Isaiah Brown | 1 | 25 | 9 | 3 | 7 | 0.429 | 2 | 4 | 0.500 | 1 | 3 | 0.333 | 2 | 4 | 0.500 | 1 | 3 | 4 | 1 | - | - | - | 2 | 4 | 7 | - | 0.5 | 3.2 |
| 21 | Hasani Rivera | 1 | 10 | 0 | 0 | 0 | - | - | - | - | - | - | - | - | - | - | - | 4 | 4 | - | - | 1 | 1 | 3 | -2 | - | 0.0 | -0.3 | |
| | TEAM | 1 | - | 0 | 0 | 0 | - | - | - | - | - | - | - | - | - | - | 2 | 2 | 4 | - | - | - | - | - | - | - | - | 2.0 | |
| | TOTALS | 1 | 32 | 69 | 26 | 47 | 0.553 | 19 | 29 | 0.655 | 7 | 18 | 0.389 | 10 | 17 | 0.588 | 10 | 25 | 35 | 10 | 5 | 1 | 4 | 14 | 13 | 10 | 1 | 0.7 | 53.8 |



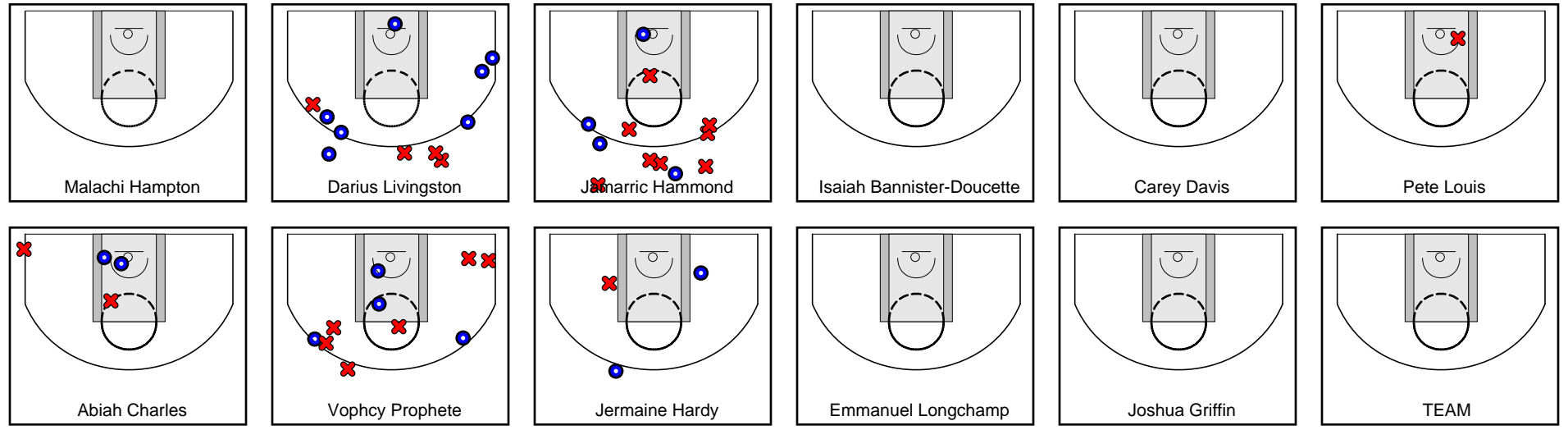
Wekiva VB

| | 1 | 2 | 3 | 4 | T |
|-------------------|----|----|----|----|----|
| Orlando Christian | 18 | 19 | 15 | 17 | 69 |
| Wekiva VB | 11 | 14 | 11 | 23 | 59 |



MVFC Game 5: Orlando Christian Prep vs. Wekiva

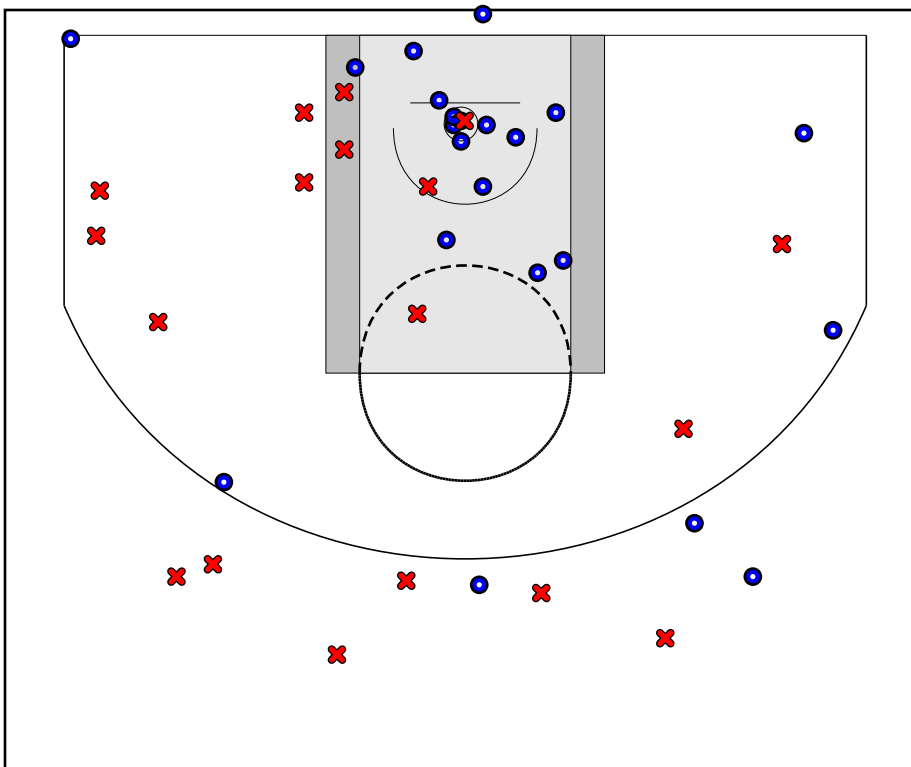
| # | Name | G | MIN | PTS | FGM | FGA | FG% | 2PM | 2PA | 2P% | 3PM | 3PA | 3P% | FTM | FTA | FT% | OREB | DREB | REB | AST | STL | DFL | BLK | TO | PF | PM | CHG | A/T | GmSc |
|----|---------------------------|----------|-----------|-----------|-----------|-----------|--------------|----------|-----------|--------------|-----------|-----------|--------------|----------|-----------|--------------|----------|-----------|-----------|----------|----------|----------|----------|-----------|-----------|------------|----------|------------|-------------|
| 0 | Malachi Hampton | - | - | 0 | 0 | 0 | - | - | - | - | - | - | - | - | - | - | - | - | 0 | - | - | - | - | - | - | - | - | - | - |
| 1 | Darius Livingston | 1 | 25 | 20 | 7 | 12 | 0.583 | 1 | 2 | 0.500 | 6 | 10 | 0.600 | - | - | - | - | 1 | 1 | - | 2 | - | - | 1 | 2 | -1 | - | 0.0 | 14.9 |
| 3 | Jamarric Hammond | 1 | 31 | 12 | 4 | 13 | 0.308 | 1 | 3 | 0.333 | 3 | 10 | 0.300 | 1 | 2 | 0.500 | 2 | 3 | 5 | 4 | 5 | 1 | - | 1 | 3 | -6 | - | 4.0 | 12.0 |
| 4 | Isaiah Bannister-Doucette | - | - | 0 | 0 | 0 | - | - | - | - | - | - | - | - | - | - | - | - | 0 | - | - | - | - | - | - | - | - | - | - |
| 10 | Carey Davis | - | - | 0 | 0 | 0 | - | - | - | - | - | - | - | - | - | - | - | - | 0 | - | - | - | - | - | - | - | - | - | - |
| 11 | Pete Louis | 1 | 16 | 2 | 0 | 1 | 0.000 | - | 1 | 0.000 | - | - | - | 2 | 2 | 1.000 | - | 2 | 2 | - | 1 | 2 | - | - | 4 | 4 | - | - | 1.3 |
| 12 | Abiah Charles | 1 | 28 | 8 | 2 | 5 | 0.400 | 2 | 4 | 0.500 | - | 1 | 0.000 | 4 | 4 | 1.000 | - | - | 0 | 1 | - | - | - | 4 | - | -3 | 1 | 0.2 | 2.0 |
| 21 | Vophcy Prophete | 1 | 31 | 12 | 4 | 11 | 0.364 | 2 | 4 | 0.500 | 2 | 7 | 0.286 | 2 | 6 | 0.333 | - | 7 | 7 | 1 | 1 | - | - | 2 | 2 | -6 | - | 0.5 | 5.3 |
| 23 | Jermaine Hardy | 1 | 18 | 5 | 2 | 3 | 0.667 | 1 | 2 | 0.500 | 1 | 1 | 1.000 | - | - | - | 1 | - | 1 | 1 | - | - | - | 2 | 1 | -15 | - | 0.5 | 2.7 |
| 33 | Emmanuel Longchamp | - | - | 0 | 0 | 0 | - | - | - | - | - | - | - | - | - | - | - | - | 0 | - | - | - | - | - | - | - | - | - | - |
| 34 | Joshua Griffin | 1 | 6 | 0 | 0 | 0 | - | - | - | - | - | - | - | - | - | - | - | - | 0 | - | - | - | - | 2 | -3 | - | - | - | -0.8 |
| | TEAM | 1 | - | 0 | 0 | 0 | - | - | - | - | - | - | - | - | - | - | - | 1 | 1 | - | - | - | - | - | - | - | - | - | 0.3 |
| | TOTALS | 1 | 32 | 59 | 19 | 45 | 0.422 | 7 | 16 | 0.438 | 12 | 29 | 0.414 | 9 | 14 | 0.643 | 3 | 14 | 17 | 7 | 9 | 3 | - | 10 | 14 | -10 | 1 | 0.7 | 37.7 |



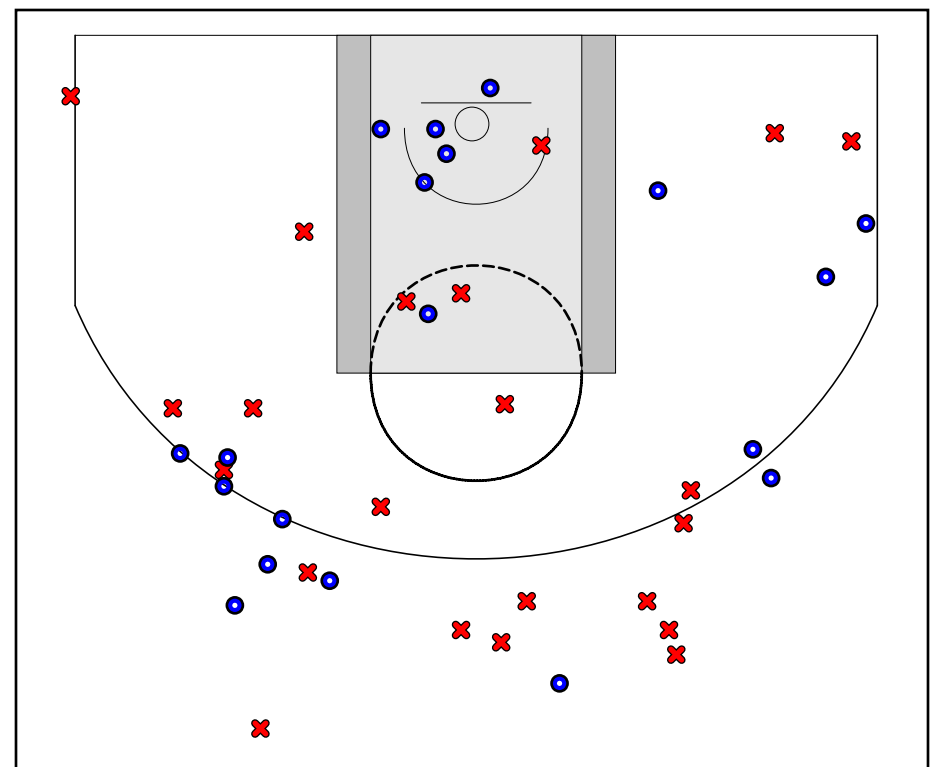
Game Summary Comparison

| Statistic | Orlando Christian Prep VB | Wekiva VB |
|--------------------|---------------------------|-----------|
| Points | 69 | 59 |
| <i>Field Goals</i> | 26 / 47 | 19 / 45 |
| 2 Point | 19 / 29 | 7 / 16 |
| 3 Point | 7 / 18 | 12 / 29 |
| <i>Free Throws</i> | 10 / 17 | 9 / 14 |
| Assists | 10 | 7 |
| Rebounds | 35 | 17 |
| Offensive | 10 | 3 |
| Defensive | 25 | 14 |
| Blocks | 4 | - |
| Steals | 5 | 9 |
| Deflections | 1 | 3 |
| Turnovers | 14 | 10 |
| Charges Taken | 1 | 1 |
| Personal Fouls | 13 | 14 |
| Technical Fouls | - | - |

Orlando Christian Prep VB



Wekiva VB



Orlando Christian Prep VB Turnovers

| Period | Clock | Player | Turnover Type |
|------------|-------|--------------------|---------------|
| 1st Period | 7:50 | #3 Anthony Brown | Out of Bounds |
| 1st Period | 5:40 | #3 Anthony Brown | Steal |
| 1st Period | 1:46 | #2 Ven Allen Lubin | Out of Bounds |
| 1st Period | 1:23 | #21 Hasani Rivera | Steal |
| 2nd Period | 7:05 | #2 Ven Allen Lubin | Steal |
| 3rd Period | 7:55 | #4 Ameer Ramadan | Steal |
| 4th Period | 6:24 | #20 Isaiah Brown | Steal |
| 4th Period | 5:42 | #20 Isaiah Brown | Traveling |
| 4th Period | 5:01 | #0 Mikel Brown | Steal |
| 4th Period | 4:38 | #14 RJ Tolbert | Steal |
| 4th Period | 4:17 | #4 Ameer Ramadan | Steal |
| 4th Period | 3:08 | #4 Ameer Ramadan | Steal |
| 4th Period | 1:06 | #4 Ameer Ramadan | Out of Bounds |

Orlando Christian Prep VB Fouls

| Period | Clock | Player | Foul |
|------------|-------|-----------------------|-------------------|
| 1st Period | 5:48 | #20 Isaiah Brown | Pushing (Def) |
| 1st Period | 4:44 | #2 Ven Allen Lubin | Pushing (Def) |
| 2nd Period | 4:16 | #2 Ven Allen Lubin | Charging (Off) |
| 3rd Period | 7:30 | #20 Isaiah Brown | Pushing (Def) |
| 3rd Period | 2:56 | #20 Isaiah Brown | Pushing (Def) |
| 3rd Period | 2:29 | #21 Hasani Rivera | Pushing (Def) |
| 3rd Period | 1:38 | #21 Hasani Rivera | Blocking (Def) |
| 4th Period | 7:13 | #21 Hasani Rivera | Pushing (Def) |
| 4th Period | 6:22 | #2 Ven Allen Lubin | Blocking (Def) |
| 4th Period | 5:23 | #0 Mikel Brown | Blocking (Def) |
| 4th Period | 5:06 | #12 Isaiah Sutherland | Pushing (Def) |
| 4th Period | 1:22 | #20 Isaiah Brown | Reaching in (Def) |
| 4th Period | 0:15 | #13 Jayden Hastings | Pushing (Def) |

Wekiva VB Turnovers

| Period | Clock | Player | Turnover Type |
|------------|-------|----------------------|----------------|
| 1st Period | 7:16 | #3 Jamarric Hammond | Steal |
| 1st Period | 5:41 | #21 Vopncy Prophete | Backcourt Ball |
| 1st Period | 5:20 | #21 Vopncy Prophete | Traveling |
| 2nd Period | 7:52 | #12 Abiah Charles | Out of Bounds |
| 3rd Period | 7:29 | #12 Abiah Charles | Double Dribble |
| 3rd Period | 6:39 | #1 Darius Livingston | Steal |
| 3rd Period | 0:52 | #23 Jermaine Hardy | Steal |
| 4th Period | 0:33 | #12 Abiah Charles | Steal |
| 4th Period | 0:10 | #12 Abiah Charles | Steal |

Wekiva VB Fouls

| Period | Clock | Player | Foul |
|------------|-------|----------------------|-------------------|
| 1st Period | 3:48 | #3 Jamarric Hammond | Reaching in (Def) |
| 1st Period | 2:44 | #23 Jermaine Hardy | Charging (Off) |
| 1st Period | 2:20 | #21 Vopncy Prophete | Reaching in (Def) |
| 1st Period | 1:02 | #11 Pete Louis | Pushing (Def) |
| 2nd Period | 7:39 | #11 Pete Louis | Pushing (Def) |
| 2nd Period | 5:47 | #11 Pete Louis | Holding (Def) |
| 2nd Period | 4:35 | #1 Darius Livingston | Pushing (Def) |
| 3rd Period | 4:02 | #11 Pete Louis | Blocking (Def) |
| 3rd Period | 1:16 | #34 Joshua Griffin | Pushing (Def) |
| 3rd Period | 1:13 | #34 Joshua Griffin | Blocking (Def) |
| 4th Period | 4:24 | #1 Darius Livingston | Pushing (Def) |
| 4th Period | 2:51 | #21 Vopncy Prophete | Blocking (Def) |
| 4th Period | 1:42 | #3 Jamarric Hammond | Pushing (Def) |
| 4th Period | 0:14 | #3 Jamarric Hammond | Reaching in (Def) |